

The
RainWater
softener family
has expanded



Euro-Clear

2022 —————

Equipment product catalog





Euro-Clear
Water Softener Equipments

About us

Euro-Clear Kft. Was established in 2007 and is a 100% Hungarian-owned water treatment company, which deals with the production and trade of equipment. From domestic water purification and water softening devices to systems with a capacity of several 100 m³ / h, we design and manufacture drinking water and technological water treatment equipment.

Based on the work done and more than a decade of experience, we can say about ourselves that in Hungary our company has manufactured the most household, small-scale water softening and water treatment equipment in recent years. The excellent quality of our devices is shown by the fact that our products can be found not only in Hungary but also in a significant part of Europe.

Euro-Clear Kft. Has a production base and warehouses at its more than 9,000 m² premises at the disposal of its contracted partners. At our newly built site, we provide continuous training opportunities for our service technicians and installers. In addition to the continuous development of our equipment, our goal is to produce clean water that meets the needs, and to produce the equipment needed to provide technological water that meets industry tasks and to treat the generated wastewater.

The mission of our company is to contribute to the preservation of human health and the protection of our environment. We have a network of professional service and commissioners in Hungary and the surrounding countries.

General informations

- The prices in the price list are USD based net, Gönyű EXW prices.
- At the request of our customers, our company can also send a price offer for delivery.
- We are waiting for your orders by e-mail to sales@euro-clear.eu
- In any case the Purchaser requests for additions and changes of already placed orders, additions and changes will be considered as new and independent order.
- **Our company introduces a pallet fee in the net value of 6 USD from March 11, 2022.**



Table of contents

Product	Page
Filter cartridges	5
Filter housings, filter cartridges	6
Household compact filters —CPF	8
Automatic and manual waterfilters —DFA	9
Industrial filter housing with stainless steel filter insert —IWF	11
Industrial automatic filters —WF	13
Hydrocyclone sand separators	14
Stainless steel filter housings, manometers	15
Table water filter, shower filter, washing machine limescale inhibitor	16
Canature Reverse Osmosis Water Purifier	17
BlueClear Direct Flow Reverse Osmosis Water Purifiers	18
BlueClear Reverse Osmosis Water Purifier	19
BlueClear Nano filters	20
Components for Reverse Osmosis Water Purifiers and Nano Filters	21
Small Industrial and Household Reverse Osmosis Equipment	23
Quick fittings	24
UV Sterilizers	26
HOUSEHOLD WATER SOFTENERS	-
- GUIDE—Installation and selection of Household Water Softener, accessories	28
- Household Water Softener >> BlueSoft K and BlueSoft ECO K series	30
- Household Water Softener >> BlueSoft E and BlueSoft ECO E series	31
- Household Water Softener >> BlueSoft ECO Plug&Play series	32
- Household Water Softener >> RainWater HORECA wall-mounted water softener	33
- Household Water Softener >> RainWater household water softeners	34
- Household Water Softener >> RainWater Plug&Play household water softeners	35
- Household Water Softener >> SmartWaterSoftener household water softeners	36
- Household Water Softener >> SmartWaterSoftener Plug&Play household water softeners	37
- Household Water Softener >> Industrial household water softeners (MAXI, MAXI ECO, series)	38
Small industrial water softener devices, system refillers	40
INDUSTRIAL WATER SOFTENERS	-
- Industrial Single Tank Water Softeners	41
- Industrial Twin Water Softener Equipment	42
- Industrial Twin Water Softeners with RX custom valve system	44
- Industrial Triple Water Softeners (Parallel)	45
- Industrial Triple Tank Water Softeners with RX Individual Valve System (Parallel)	47
- Industrial Two Tank Water Softeners (1 on duty in 1 standby)	48
- Industrial Two-Tank Water Softeners with RX Individual Valve System (1 on duty in 1 standby)	50
- Industrial Triple Water Softeners (2 on duty in 1 standby)	51
- Industrial Triple Water Softeners with RX Individual Valve System (2 on duty in 1 standby)	53
- Industrial Two-Tank Water Softeners Equipped with one Control valve (1 on duty in 1 standby)	54
Filter cartridges	55

Table of content

Product	Page
INDUSTRIAL FILTRATION EQUIPMENT	-
- BIRM media iron removal equipment	56
- BIRM media iron removal equipment with RX individual valve system	57
- BIRM media iron removal equipment with individual valve system	58
- Pyrolox Advantage media iron and manganese removal equipment	59
- Pyrolox Advantage media iron and manganese removal equipment with RX individual valve system	60
- Pyrolox Advantage media iron and manganese removal equipment with individual valve system	61
- GreenSand media iron and manganese removal equipment	62
- GreenSand media iron and manganese removal equipment with RX individual valve system	63
- GreenSand media iron and manganese removal equipment with individual valve system	64
- Ecomix P media ammonia, iron and manganese removal equipment	65
- Ecomix A media ammonia, iron and manganese removal equipment	66
- Ecomix C media ammonia, iron and manganese removal equipment	67
- Ecomix media two-tank ammonia, iron and manganese removal equipment	68
- Nitrate removal equipment	69
- Arsenic removal equipment	69
- Activated carbon filter equipment	70
- Activated carbon filled filter systems with individual valve systems	71
- Multimedia gravel filters, hyper mechanical filters	72
- Multimedia gravel filters, hyper mechanical filters with RX individual valve system	73
- Multimedia gravel filters, hyper mechanical filters with individual valve system	74
Mixed bed complete desalination equipment	75
Mixed bed regeneration service	76
REVERSE OSMOSIS EQUIPMENT	-
- General features, introduction	77
- Reverse Osmosis Systems (with 1phase rotary vane pump)	78
- Reverse Osmosis Systems (installed on carbon steel frame)	80
- Reverse Osmosis Systems (installed with Shinge pump)	82
- Reverse Osmosis Systems (installed with Grundfos pump)	84
- Reverse Osmosis Systems (8000/8—25000/8, G series)	86
- Reverse Osmosis Systems (3000/8-CIP—25000/8-CIP, G series)	88
Pre-assembled chemical dosing stations with HS dosing pump	90
OEM Dosing pumps with membrane	91
DDE dosing pumps with Grundfos membrane	92
DDC dosing pumps with Grundfos membrane	93
Chemical tanks, electrical stirrers, drip pans	94
Injektors, Water meters	95
Static mixers	96
Industrial methane gas removers	97

2022/Filter cartridges

Exchangeable, 2.5" diameter 10", 20", 30", 40" PP filter cartridges



FCPPS-1005



FCPP

111

Part no.	Product	Porus size	Pcs / box
FCPPS-0505	Exchangeable 5"x2.5" size filter cartridge	5 µm	100
FCPPS-10001	Exchangeable 10"x2.5" size filter cartridge	0,1 µm	50
FCPPS-10005	Exchangeable 10"x2.5" size filter cartridge	0,5 µm	50
FCPPS-1001	Exchangeable 10"x2.5" size filter cartridge	1 µm	50
FCPPS-1005	Exchangeable 10"x2.5" size filter cartridge	5 µm	50
FCPPS-1020	Exchangeable 10"x2.5" size filter cartridge	20 µm	50
FCPPS-1050	Exchangeable 10"x2.5" size filter cartridge	50 µm	50

112

Part no.	Product	Porus size	Pcs / box
FCPPS-20005	Exchangeable 20"x2.5" size filter cartridge	0,5 µm	25
FCPPS-2001	Exchangeable 20"x2.5" size filter cartridge	1 µm	25
FCPPS-2005	Exchangeable 20"x2.5" size filter cartridge	5 µm	25
FCPPS-2020	Exchangeable 20"x2.5" size filter cartridge	20 µm	25
FCPPS-2050	Exchangeable 20"x2.5" size filter cartridge	50 µm	25
FCPPS-3005	Exchangeable 30"x2.5" size filter cartridge	5 µm	25
FCPPS-3050	Exchangeable 30"x2.5" size filter cartridge	50 µm	25
FCPPS-40001	Exchangeable 40"x2.5" size filter cartridge	0,1 µm	25
FCPPS-40005	Exchangeable 40"x2.5" size filter cartridge	0,5 µm	25
FCPPS-4005	Exchangeable 40"x2.5" size filter cartridge	5 µm	25
FCPPS-4050	Exchangeable 40"x2.5" size filter cartridge	50 µm	25

Filter cartridges with 0,1µm porus size are suitable for bacteria filtration.

Exchangeable, 2.5" diameter 10" string wound filter cartridges

111

Part no.	Product	Porus size	Pcs / box
FCPP1	Exchangeable 10"x2,5" size string wound filter	1 µm	50
FCPP5	Exchangeable 10"x2,5" size string wound filter	5 µm	50
FCPP50	Exchangeable 10"x2,5" size string wound filter	50 µm	50

BigBlue Exchangeable 4" diameter 10", 20" PP filter cartridges

113



FCPPS-10B05

Part no.	Product	Porus size	Pcs / box
FCPPS-10B05	Exchangeable BigBlue 10"x4" filter cartridge	5 µm	20
FCPPS-20B001	Exchangeable BigBlue 20"x4" filter cartridge	0,1 µm	10
FCPPS-20B005	Exchangeable BigBlue 20"x4" filter cartridge	0,5 µm	10
FCPPS-20B01	Exchangeable BigBlue 20"x4" filter cartridge	1 µm	10
FCPPS-20B05	Exchangeable BigBlue 20"x4" filter cartridge	5 µm	10
FCPPS-20B20	Exchangeable BigBlue 20"x4" filter cartridge	20 µm	10

Filter cartridges with 0,1µm porus size are suitable for bacteria filtration.



To ensure the highest quality of the packaging and to be effective we need to get full box orders for the filter cartridges. If we get less, we will round up the quantity automatically to full boxes.

2022/Filter housings, filter cartridges

Washable filter cartridges

131

Part no.	Product	Porus size	Pcs/box
FCNTC-10	Washable 10"x2.5" size filter cartridge	100 µm	50

Activated carbon and KDF filter cartridges

121

Part no.	Product	Pcs/box
FCCTO-10	Activated carbon 10"x2.5" size filter cartridge	25
FCCTO-20	Activated carbon 20"x2.5" size filter cartridge	20
FCCTO-20B	Activated carbon BigBlue 20"x4" size filter cartridge	6
FCGAC-05P	Dual Activated carbon and mechanical 10"x2.5" size filter cartridge	25
FCGAC-05P-KDF	Dual Activated carbon and mechanical 10"x2.5" size filter cartridge with KDF filter media	25
FCGAC-10-KDF	Dual Activated carbon and KDF 10"x2.5" size filter cartridge	25

Empty cartridge holders

132

Part no.	Product	Volume	Pcs/box
FCGEC-10	Rechargeable 10"x2.5" size cartridge holder	0.55 liter	25
FCGEC-20B	Rechargeable BigBlue 20"x4" size cartridge holder	3.5 liter	6
CILC-10C	Rechargeable in-line cartridge holder, 1/4" connection	0.4 liter	25

Plastic filter housings



FH-AQA1034

211

Part no.	Product	Size	Temp.	Pressure	Pcs/box
FH-AQA1012	3-piece transparent filter housing with deaeration valve, copper bushing reinforcement	10" x 1/2"	2-45 °C	Max. 6 bar	12
FH-AQA1034	3-piece transparent filter housing with deaeration valve, copper bushing reinforcement	10" x 3/4"	2-45 °C	Max. 6 bar	12
FH-AQA1010	3-piece transparent filter housing with deaeration valve, copper bushing reinforcement	10" x 1"	2-45 °C	Max. 6 bar	12
FH-AQA-WR	Filter housing key for AQA filter housing		-		
FH-AQA-BR	Filter housing consol for AQA filter housing		-		
FH-AQA-OR	Spare O-ring for AQA filter housing		-		
FH-ATL-WR	Filter housing key for ATL filter housing		-		
FH-ATL-BR	Filter housing consol for ATL filter housing		-		



FH20B1

212

Part no.	Product	Size	Temp.	Pressure
FH20B1	BigBlue filter housing with deaeration valve	20" x 1"	2-45 °C	6 bar
FXWR1BB	Filter housing key for BigBlue filter housing			
FXBRBB	Filter housing consol for BigBlue filter housing			

2022/Household compact filters

Safer filtration. With the precision 40-50µm filtration, the fine sand (63-100µm) occurring in the water is also filtered out, thus protecting household equipments.

Effective cleaning. In the case of the E, M, L series, the adhering mechanical impurities can be swept-off from the surface of the stainless steel filter element by turning the lower part of the filter housing, and then flushed to the drain by turning the lower shut-off valve. In the case of series B, the bound mechanical dirt can be discharged into the drain by turning the lower ball valve.

CPF-B mechanical prefilters

By operating the flush valve for a short time, the filtered dirt can be discharged into the drain. The pre-filter is supplied with a spare stainless steel filter insert, complete sealing set, installation key.



				216
Part no.	Connection	Flow rate	Filtration fineness	Pressure
CPF-3-B	External 1" (2 pc 3/4" hollander)	3 m ³ /h	50 µm	16 bar
CPF-4-B	External 5/4" (2 pc 1" hollander)	4 m ³ /h	50 µm	16 bar

CPF-E mechanical prefilters

By rotating the lower housing of the filter, the silicone fins mechanically scrape off the inner walls of the filter housing and the filter surface, and by briefly operating the flushing valve, the filtered dirt can be discharged into the Drain. Drain connection hose as an accessory.



				215
Part no.	Connection	Flow rate	Filtration fineness	Pressure
CPF-3-E	External 1" (2 pc 3/4" hollander)	3 m ³ /h	40 µm	10 bar
CPF-4-E	External 1" (2 pc 3/4" hollander)	4 m ³ /h	40 µm	10 bar
CPF-8-E	External 5/4" (2 pc 1" hollander)	8 m ³ /h	40 µm	10 bar

CPF-M mechanical prefilters

In addition to the features of the E series, the M series includes a built-in pressure gauge from which the water mains pressure can be read. The month of rinsing the filter can be recorded with the rotating part at the top of the filter. With a 360 degree rotatable copper connector, the filter can be installed in any position.



				215
Part no.	Connection	Flow rate	Filtration fineness	Pressure
CPF-3-M	External 1" (2 pc 3/4" hollander)	3 m ³ /h	40 µm	10 bar
CPF-4-M	External 1" (2 pc 3/4" hollander)	4 m ³ /h	40 µm	10 bar
CPF-8-M	External 5/4" (2 pc 1" hollander)	8 m ³ /h	40 µm	10 bar

CPF-L mechanical prefilters

In addition to the features of the M series, the L series has a built-in pressure relief valve that allows you to easily set the desired water pressure. The output pressure of the filter can be read from the second pressure gauge located on the pressure reducer.



				215
Part no.	Connection	Flow rate	Filtration fineness	Pressure
CPF-3-L	External 1" (2 pc 3/4" hollander)	3 m ³ /h	40 µm	10 bar
CPF-4-L	External 1" (2 pc 3/4" hollander)	4 m ³ /h	40 µm	10 bar
CPF-8-L	External 5/4" (2 pc 1" hollander)	8 m ³ /h	40 µm	10 bar

2022/Automatic and manual water filters with excellent self-cleaning

The filters with the most advanced cleaning efficiency are the filter disc water filters. When the water filter consisting of the filter discs is backwashed, on the one hand the distance between the filter discs increases, i.e. the filter discs pressed together by spring force move away from each other and on the other hand the flowing water rotates the discs. The discs rotating at different speeds hit each other and clean each other extremely efficiently

By turning the hand lever, you can easily perform an effective backwash.

- The filter, which consists of filter discs, provides **50 micron filtration** and, thanks to its large filtration surface, the pressure drop on it will be extremely small.
- **Additional benefits:**
 - ⇒ The **built-in non-return valve** prevents fluid from flowing back.
 - ⇒ By turning the hand lever, the **closing function** can be activated, so there is no need to install ball valves before and after the filter.
 - ⇒ The threaded connector can be **rotated 360 degrees**, so it can be installed in different positions.



DFA-34M

Part no.	Product	Connection	Temperature	Pressure	Flow rate	Filtration fineness	Price cat.
DFA-34M	Filter disc water filter with manual backwash	3/4"	5-50°C	6 bar	1,5 m ³ /h	50 µm	213



DFA-34A



DFA-WG

Thanks to its fully automatic, countercurrent backwash, the efficiency of the self-cleaning is excellent.


- **Additional benefits:**
 - ⇒ The **built-in non-return valve** prevents fluid from flowing back.
 - ⇒ By turning the hand lever, the **closing function** can be activated, so there is no need to install ball valves before and after the filter.
 - ⇒ The threaded connector can be **rotated 360 degrees**, so it can be installed in different positions.
 - ⇒ It has a **lighting function** for use in dark places.
- Another argument in favor of the automatic filter disc water filter and SAFETY. The water filter has a **water guard function**. What does the water guard function mean? The water filter monitors the amount of water flowing through it and the instantaneous water flow, from which values it deduces possible pipe breaks and water leaks in the water network. If necessary, the automatic water filter also intervenes to prevent possible pipe breakage and water damage in households.
- The water guard function can be completed with the addition of a DFA-WG water guard equipment. It can be placed on the floor and it will monitor any water formation that may occur and it immediately closes the inlet side of the automatic water filter thus preventing leakage. The DFA-WG water guard can be connected directly to the DFA-34A and DFA-1A automatic water filters.

Part no.	Product	Connection	Temperature	Pressure	Flow rate	Filtration fineness	Price cat.
DFA-34A	Water filter with filter disc with automatic backwash	3/4"	5-50°C	6 bar	1,5 m ³ /h	50 µm	213
DFA-1A	Water filter with filter disc with automatic backwash	1"	5-50°C	6 bar	2,5 m ³ /h	50 µm	213
DFA-WG	Optional water guard that can be directly connected to the DFA-34A and DFA-1A filter.						213

2022/Industrial filter housings with threaded connection

226

Part no.	Product	Con- nection	Max. Flow rate	Pressure	Filtration fineness	Size Heigh x Width x Depth	Weight
WF-5/4M-130M	Industrial mechanical filter with 130 micron stainless steel filter insert, manual backwash ball valve	5/4"	10 m3/h	8 bar	130 µm	280 x 205 x 139 mm	0,71 kg
WF-5/4A-130M	Industrial mechanical filter with 130 micron stainless steel filter insert with automatic time-controlled backwash	5/4"	10 m3/h	8 bar	130 µm	280 x 205 x 139 mm	0,71 kg
WF-6/4M-130M	Industrial mechanical filter with 130 micron stainless steel filter insert, manual backwash ball valve	6/4"	14 m3/h	8 bar	130 µm	280 x 205 x 139 mm	0,73 kg
WF-6/4A-130M	Industrial mechanical filter with 130 micron stainless steel filter insert with automatic time-controlled backwash	6/4"	14 m3/h	8 bar	130 µm	280 x 205 x 139 mm	0,73 kg
WFC-5/4-130	Spare filter insert for 5/4 "filter				130 µm		
WFC-6/4-130	Spare filter insert for 6/4 "filter				130 µm		



WF-5/4M-130M

WF-5/4A-130M


WF-2M-100M

WF-2A-100M

226

Part no.	Product	Con- nection	Max. Flow rate	Pressure	Filtration fineness	Size Height x Width x Depth	We- ight
WF-2M-100M	Industrial mechanical filter with 100 micron stainless steel filter insert with manual backwash ball valve	2"	30 m3/h	10bar	100 µm	620 x 320 x 220 mm	4,8 kg
WF-2A-100M	Industrial mechanical filter with 100 micron stainless steel filter insert with automatic time-controlled backwash	2"	30 m3/h	10bar	100 µm	620 x 320 x 220 mm	4,8 kg
WFC-2M-100	Spare filter insert for 2 "filter				100 µm		

Part no.	Product	Con- nection	Max. Flow rate	Pressure	Filtration fineness	Size Height x Width x Depth	Weight
WF-3M-100M	Rimmed mechanical filter with 100 micron stainless steel filter insert with manual backwash ball valve	DN80	50 m3/h	10bar	100 µm	750 x 340 x 220 mm	5,8 kg
WF-3A-100M	Rimmed mechanical filter with 100 micron stainless steel filter insert with automatic time-controlled backwash	DN80	50 m3/h	10bar	100 µm	750 x 340 x 220 mm	5,8 kg
WFC-3M-100	Spare filter insert for filter with DN80 connection				100 µm		



WF-3M-100M

WF-3A-100M

WF-4A-130M

Part no.	Product	Con- nection	Max. Flow rate	Pressu- re	Filtration fineness	Size Height x Width x Depth	Weight
WF-4M-130M	Rimmed mechanical filter with 100 micron stainless steel filter insert with manual backwash ball valve	DN100	100 m3/h	10bar	130 µm	1220 x 340 x 220 mm	7,9 kg
WF-4A-130M	Rimmed mechanical filter with 100 micron stainless steel filter insert with automatic time-controlled backwash	DN100	100 m3/h	10bar	130 µm	1220 x 340 x 220 mm	7,9 kg
WFC-4M-130	Spare filter insert for filter with DN100 connection				130 µm		



IWF-150M

Part number	LxWxH mm	Cartridges mm	Temp.
IWF-80	300x250x705	1pc d90x400	4-93 °C
IWF-100	400x345x765	2pcs d90x400	4-93 °C
IWF-125	450x390x810	3pcs d90x400	4-93 °C
IWF-150	450x390x940	3pcs d90x500	4-93 °C
IWF-200	520x440x1035	4pcs d90x500	4-93 °C

223

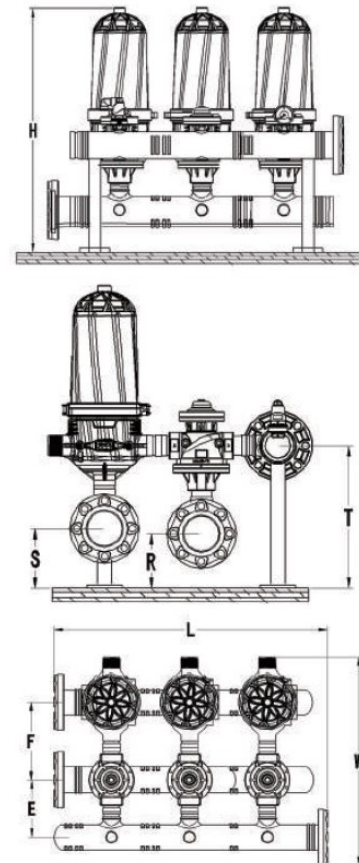
Part number	Products	Con.	Flow m ³ /h	Pres.
IWF-80M(*)	Industrial flange type filter with 1/2" cleaner tap and washable 100µm stainless steel cartridges with 2pcs manometer	DN80	36	10 bar
IWF-100M(*)	Industrial flange type filter with 1/2" cleaner tap and washable 100µm stainless steel cartridges with 2pcsmometer	DN100	85	10 bar
IWF-125M(*)	Industrial flange type filter with 1/2" cleaner tap and washable 100µm stainless steel cartridges with 2pcs manometer	DN125	100	10 bar
IWF-150M(*)	Industrial flange type filter with 1/2" cleaner tap and washable 100µm stainless steel cartridges with 2pcs manometer	DN150	130	10 bar
IWF-200M(*)	Industrial flange type filter with 1/2" cleaner tap and washable 100µm stainless steel cartridges with 2pcs manometer	DN200	170	10 bar
IWF-80A(*)	Automatic (time controlled) backwash industrial flange type filter with cleaner tap and 100µm stainless steel cartridges with 2pcs manometer	DN80	36	10 bar
IWF-100A(*)	Automatic (time controlled) backwash industrial flange type filter with cleaner tap and 100µm stainless steel cartridges with 2pcs manometer	DN100	85	10 bar
IWF-125A(*)	Automatic (time controlled) backwash industrial flange type filter with cleaner tap and 100µm stainless steel cartridges with 2pcs manometer	DN125	100	10 bar
IWF-150A(*)	Automatic (time controlled) backwash industrial flange type filter with cleaner tap and 100µm stainless steel cartridges with 2pcs manometer	DN150	130	10 bar
IWF-200A(*)	Automatic (time controlled) backwash industrial flange type filter with cleaner tap and 100µm stainless steel cartridges with 2pcs manometer	DN200	170	10 bar

223

Part number	Products	Size
FC-IWF-400(*)	Filter cartridge for IWF-80, 100, 125	d90x400
FC-IWF-500(*)	Filter cartridge for IWF-150, 200	d90x500

Available micron ranges: 5, 10, 20, 30, 40, 50, 60, 80, 100, 120, 160, 200, 220, 300, 400, 500, 700, 1000 micron.

Products with (*) sign are not kept on stock, delivery time is approx. 3 week.



The filter unit washes back the modular filter units countercurrently with filtered water. The filter modules are backwashed on the basis of time and pressure difference. The filter device is able to provide filtered water at all times.

Filtration fineness of the filter equipment: 100 micron.
Min. Pressure for efficient backwashing: 2.5 bar
Min. volume of water for efficient backwashing: 3.1 l/s

226

Part no.	Modules	Con- nectio n	Pressure	Water quality	Flow rate 100 µm	L	H	T	R	S	W	E	F
WF-302A-100	2pcs	DN100 4"	10 bar	Good (drinking water) Average well water Bad well water Very bad well water	56 m3/h 48 m3/h 40 m3/h 24 m3/h	710	1050	450	150	200	880	260	305
WF-303A-100	3pcs	DN100 4"	10 bar	Good (drinking water) Average well water Bad well water Very bad well water	84 m3/h 72 m3/h 60 m3/h 36 m3/h	985	1050	450	150	200	880	260	305
WF-304A-100	4pcs	DN150 6"	10 bar	Good (drinking water) Average well water Bad well water Very bad well water	112 m3/h 96 m3/h 80 m3/h 48 m3/h	1260	1120	520	220	230	910	290	305
WF-306A-100	6pcs	DN150 6"	10 bar	Good (drinking water) Average well water Bad well water Very bad well water	168 m3/h 144 m3/h 120 m3/h 72 m3/h	1810	1120	520	220	230	910	290	305
WF-308A-100	8pcs	DN200 8"	10 bar	Good (drinking water) Average well water Bad well water Very bad well water	224 m3/h 192 m3/h 160 m3/h 96 m3/h	2360	1180	580	250	260	960	320	305

2022/Hydrocyclone sand separator

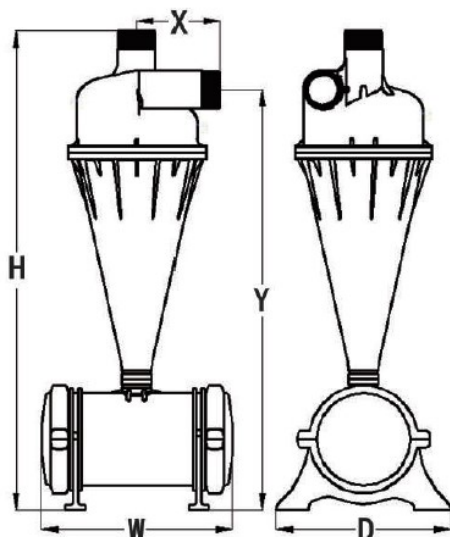
The sand separation cyclone, using centrifugal force, settles the sand to the bottom of the tank, from where it can be easily emptied through the discharge tap. The advantage of a sand separator is that it can filter large amount of sand out of the water. Its disadvantage is the filtration efficiency, in which it lags significantly behind mechanical filters.

If you have a drilled well or plan to drill a well, we recommend installing both a sand separator and a mechanical filter. The sand separator must be installed in front of the mechanical filter.



226

Part no.	Product	Con- nection	Max. Flow rate	Pressu- re	Collection tank litre	Weight
CF-2	Hydrocyclone centrifugal sand separator	DN50 (2")	30 m3/h	8 bar	16 liter	13 kg
CF-3	Hydrocyclone centrifugal sand separator	DN80 (3")	50 m3/h	8 bar	16 liter	17.5 kg
CF-4	Hydrocyclone centrifugal sand separator	DN100 (4")	100 m3/h	8 bar	27 liter	28 kg



Part no.	H (mm)	W (mm)	D (mm)	X (mm)	Y (mm)
CF-2	1100	490	430	180	963
CF-3	1220	490	430	205	1070
CF-4	1440	520	524	250	1260

2022/Stainless steel filter housings, manometers

224

Part no.	Product	Con- nection	Flow rate m ³ /h	Pressure / Temp.	Size (LxH) mm
BlueClear FH-2020SS	High capacity stainless steel filter housing with 2pcs. connection (for optional manometers) and guide rails for 5pcs. 2.5"x20" PP filter cartridges*	6/4"	10	6,8 bar / 40°C	Ø215 x 860
BlueClear FH-4020SS	High capacity stainless steel filter housing with 2pcs. connection (for optional manometers) and guide rails for 5pcs. 2.5"x40" PP filter cartridges*	2"	20	6,8 bar / 40°C	Ø215 x 1365
BC-FH- 2020SS-BSC	High capacity stainless steel filter housing for 5pcs 2.5"x 20" PP filter cartridges and 1pc. connection (for optional manometer), without guide rails *	6/4"	10	6,8 bar / 40°C	Ø215 x 720
BC-FH- 4020SS-BSC	High capacity stainless steel filter housing for 5pcs 2.5"x 40" PP filter cartridges and 1pc. connection (for optional manometer), without guide rails *	2"	20	6,8 bar / 40°C	Ø215 x 1240

*the filter housing does not include the filter cartridges, they must be purchased separately!



BlueClear FH-4020SS

BlueClear FH-2020SS

BlueClear FH-4020SS-BSC

BlueClear FH-2020SS-BSC



962

Part no.	Product	Range
MM-63/6	Glycerin-filled manometer - 1/4", d63 size rear connection	0-6 bar
MM-63/6-SS	Glycerin-filled manometer - 1/4", d63 size rear connection, made of stainless steel	0-6 bar



BlueClear FH-SH4

Specifications	
Water source	Communal water
Max. water temperature	80°C
Filter cartridge lifetime	45.000 liter or 6 months
Package contents	Shower filter, filter insert, 2 O-rings

Part no.	Product	Price cat.
BlueClear FH-SH4	KDF filled shower filter with 1/2 "connection (with FCSH-4 filter cartridge)	321
FCSH-4	KDF filled shower filter insert (for BC-FH-SH4 filter)	321



FHPRA

Specifications	
Water source	Communal water
Max. water temperature	50°C
Filter cartridge lifetime	6-12 months depending on water quality
Package contents	Limescale inhibitor with polyphosphate crystals, 2 O-rings

Part no.	Product	Price cat.
FHPRA	Household washing machine Polyphosphate limescale inhibitor in transparent housing with copper bushing - 3/4 "	321
SF-PHOS	Polyphosphate limescale inhibitor (kg)	886



BlueClear-FH-CTF table water filter with FCGAC-05P filter cartridge*

Specifications	
Water source	Communal water
Working pressure	0,05 bar ~ 8 bar
Max. water temperature	1 ~ 50°C
Filter house	O-ring sealed, transparent
Compatible filter cartridge *	PP, Ceramic, CTO, GAC, Ultrafilter
Accessories	Filter housing wrench, metal tap, PE pipe

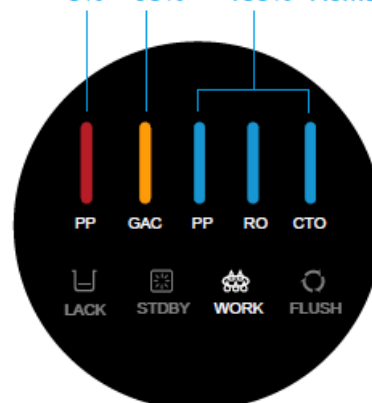
Part no.	Product	pc/box	Price cat.
BlueClear FH-CTF	Household, countertop water filter with metal plug, tap, metal faucet *Filter insert not included, must be ordered separately!	12	321
FCGAC-05P	Dual activated carbon and mechanical 10 "x2.5" filter cartridge	25	121

2022/Direct flow osmosis household water filter



Filter Life Indicator:

0% ≤90% ≤100% Remaining



Part no.	Product	Price cat.
BlueClear-RO-C	Direct flow osmosis household water filter	335

Product description:

Compact, high-performance, clean-looking osmosis water treatment device, which is capable of continuous water production, so there is no need for a water storage tank, which is a serious advantage from a hygienic point of view. You can always drink fresh purified water.

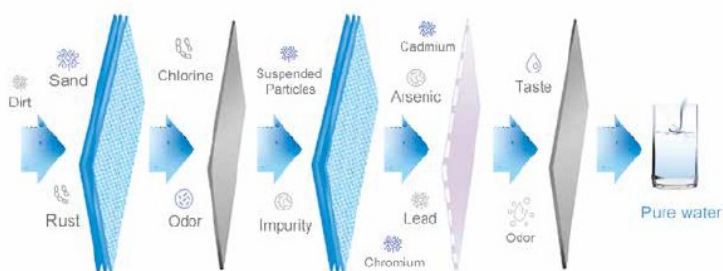
The appearance of the device represents the Scandinavian simplicity, the status of the filter inserts can be monitored on its display.

The appliance can be easily installed under a kitchen counter, it contains all the parts needed for its installation complete with a design faucet.

Specifications		
Water source	Communal water	
Inlet pressure	1 bar ~ 4 bar	
Performance	1.3 liter/minute	
Salt resistance	96%	
Yield	>50%	
Water temperature	5 ~ 38°C	
Ambient humidity	≤90%	
Noise level	<55 pc	
Electrical data	Input	100~240V AC 50/60Hz 3A
	Output	24V DC 5A
	Performance	60W
Connections	Inlet	3/8"
	Faucet	3/8"
	Drain	3/8"
Accessories	Faucet and installation set is included.	
Pruct size (L x D x H)	392 x 235 x 373 mm	
Package size (L x D x H)	509 x 455 x 390 mm	

Replacement filter cartridges for BlueClear-RO-C:

Part no.	Product	Filtration stage	Filter cartridge replacement time	Price cat.
FCPPS-1005	Exchangeable 10"x2.5" filter cartridge — 5 μm	1 st	Annually	111
FCCTO-10	Activated carbon 10"x2.5" filter cartridge — 10 μm	2 nd , 5 th	Annually	121
FCPPS-1001	Exchangeable 10"x2.5" filter cartridge — 1 μm	3 rd	Annually	111
RO-C-400	400GPD dry osmosis membrane	4 th	Every 2 years	335



PP Prefilter (Stage 1)
Screens out particulate material in water supply

Carbon Prefilter (Stage 2)
Reduces chlorine which may damage the RO membrane

PP Filter (Stage 3)
Screens out the fine particulate material which may clog the RO membrane

RO Membrane (Stage 4)
Filtration precision of 0.0001 micro, reduces dissolved substances and other microscopic impurities, produce pure drinking water

Polishing Filter (Stage 5)
Adsorbs any residual tastes and odors just before the water is delivered through the faucet

2022/Direct Flow Reverse Osmosis Water Purifiers

If the simplest possible operation is important to you, we recommend that you choose the **BlueClear-DF-200 or 300 manufactured by EuroClear**. These units are able to provide clean water at all times thanks to the increased pump (2.0 liters / minute) and filtration diaphragm capacity. An additional advantage of the equipment is that it can be installed in a smaller space because they do not require a water tank. There is no need to disinfect the buffer tank during the annual maintenance, so the annual maintenance can be done by simply replacing the filter inserts without the help of a specialist. The device can also be used at water pressures below 3 bar.

The main advantage of the equipment over the classic reverse osmosis water purifiers is that it works without a tank, so stagnant water is not present in the system. We can always drink fresh water. Furthermore, the well-chosen pump-diaphragm combination significantly improves clean water output and reduces wastewater emissions.

Technical parameters:

The device contains the following filters:

- 1. filter:** 5 micron polypropylene filter insert that removes floating contaminants larger than 5 microns from water.
- 2. filter:** activated carbon filter cartridge that binds chlorine and a significant proportion of organic contaminants.
- 3. filter:** 1 micron polypropylene filter cartridge that filters out the smallest residues of suspended solids.
- 4. filter (membrane):** 2 parallel osmosis membranes, which is the most important part of the device. Virtually only water molecules pass through its 0.0001 micron pore size, removing all impurities with 95% confidence.

Pump performance: 2,0 liter/minute

Size: A gép mérete 440 x 480 x 220 mm (Width x Height x Depth).

Working parameters: 1,5 - 5 bar pressure required.



331

Part no.	Product	Prefilters	Membranes	Flow rate L/min.*
BlueClear -DF-170	Direct flow reverse osmosis household water purifier 2 l / minute booster pump, Mounted with VONTRON NANO membrane	FCPPS-1005 FCCTO-10 FCPPS-1001	2 pc VONTRON VNF2-2012	1,0
BlueClear - DF-200	Direct flow reverse osmosis household water purifier 2 l / minute booster pump, Mounted with VONTRON RO membrane	FCPPS-1005 FCCTO-10 FCPPS-1001	2 pc VONTRON ULP2012-100	1,0
BlueClear -DF-300	Direct flow reverse osmosis household water purifier 2 l / minute booster pump, Mounted with VONTRON RO membrane	FCPPS-1005 FCCTO-10 FCPPS-1001	2 pc VONTRON ULP2012-150	1,2

*The performance depends on the pressure, temperature and salinity of the incoming water

For a complete system, please select a faucet from page 21!

2022/Reverse Osmosis Water Purifiers

Well-known restaurants, hotel chains use water obtained from low-salt water purifiers based on osmosis technology, also sold by Euro-Clear Kft. for cooking, making teas, drinks and soups. Due to the low salinity, the oil seeds dissolve better in the filtered water, and the spices prevail better. The taste of our tea, coffee and soups will be more delicious.

BlueClear-RO osmosis units with conventional water storage tanks can be purchased with or without a pump. If the water pressure in your household is stable at 3bar, equipment without a pump will suffice. The water storage tank is needed because the equipment has a capacity of only 0.1 liters / minute, so it is necessary to collect the amount of water. From the buffered collection tank, the rubber membrane in the tank pushes the water further onto the selected faucet.



BlueClear-RO-75



BlueClear-RO-75-P

331

Part no-	Product	Prefilters	Membranes	Flow rate L/h
BlueClear-RO-50	Household water purifier with pressure tank, without tap	FCPPS-1005 FCCTO-10 FCPPS-1001	VONTRON ULP1812-50	4-5
BlueClear-RO-50-P	Household water purifier with booster pump, pressure tank, without tap	FCPPS-1005 FCCTO-10 FCPPS-1001	VONTRON ULP1812-50	4-5
BlueClear-RO-75	Household water purifier with pressure tank, without tap fitted with VONTRON membrane	FCPPS-1005 FCCTO-10 FCPPS-1001	VONTRON ULP1812-75	6-7
BlueClear-RO-75-P	Household water purifier with booster pump, pressure tank, without tap, fitted with VONTRON membrane	FCPPS-1005 FCCTO-10 FCPPS-1001	VONTRON ULP1812-75	6-7
BlueClear-RO-100	Household water purifier with pressure tank, without tap fitted with VONTRON membrane	FCPPS-1005 FCCTO-10 FCPPS-1001	VONTRON ULP2012-100	9-10
BlueClear-RO-100-P	Household water purifier with booster pump, pressure tank, without tap, fitted with VONTRON membrane	FCPPS-1005 FCCTO-10 FCPPS-1001	VONTRON ULP2012-100	9-10
BlueClear-RO-150	Household water purifier with pressure tank, without tap fitted with VONTRON membrane	FCPPS-1005 FCCTO-10 FCPPS-1001	VONTRON ULP2012-150	12-14
BlueClear-RO-150-P	Household water purifier with booster pump, pressure tank, without tap, fitted with VONTRON membrane	FCPPS-1005 FCCTO-10 FCPPS-1001	VONTRON ULP2012-150	12-14

For a complete system, please choose a faucet from page 21!

The water flow was tested at a pressure of 3 bar.

Nanofiltration:

Its structure and operation are exactly the same as osmosis equipment. The only difference is in the design of the membrane. The property of the nano membrane is that it passes most of the salt content compared to osmosis membranes, so it is especially recommended for those who want to consume water that is clean, healthy, but has a higher salinity compared to osmosis membranes.



BlueClear-NF-85



BlueClear-NF-85-P

							331
Part no.	Product	Prefilters	Membrane	Hardness °dH	pH	Flow rate L/h	
BlueClear-NF-50	Household water purifier with pressure tank, without booster pump, without tap	FCPPS-1005 FCCTO-10 FCPPS-1001	VNF2-1812	~ 5	~ 7,3	7-8	
BlueClear-NF-50-P	Household water purifier with pressure tank, booster pump, without tap	FCPPS-1005 FCCTO-10 FCPPS-1001	VNF2-1812	~ 5	~ 7,3	7-8	
BlueClear-NF-85	Household water purifier with pressure tank, without booster pump, without tap	FCPPS-1005 FCCTO-10 FCPPS-1001	VNF2-2012	~ 5	~ 7,3	13-14	
BlueClear-NF-85-P	Household water purifier with pressure tank, booster pump, without tap	FCPPS-1005 FCCTO-10 FCPPS-1001	VNF2-2012	~ 5	~ 7,3	13-14	

Hardness and flow are a function of raw water. The water flow was tested at a pressure of 2 bar.

For a complete system, please choose a faucet from page 21!!

2022/Components for Reverse Osmosis Water Purifiers and Nano Filters



FXFCH3



FXFCH4



FXFCH5



FXFCH6

Part no.	Product	Price cat.
FXFCH3	Chrome 1-way faucet for household water purifiers	332
FXFCH4	Chrome 2-way faucet for household water purifiers	332
FXFCH5	Chrome 1-way faucet for household water purifiers	332
FXFCH6	Chrome 2-way faucet for household water purifiers	332



PIV-1/4

Part no.	Product	Price cat.
PIV-1/4	Pressure relief valve with 1/4 "connection	332



WG-04

Part no.	Product	Price cat.
WG-04	Water guard For reverse osmosis systems with 1/4 "connection	332
WGC	Water guard insert	



WGC

Part no.	Product	Con-nection	UV Lamp pc x W	Size H x L x W (mm)	Flow rate 16 mJ/cm ² (m ³ /h)	Flow rate 30 mJ/cm ² (m ³ /h)	Flow rate 40 mJ/cm ² (m ³ /h)	Price cat.
Aquaz-S6	UV equipment, household sterilization	1/4"	1 x 6W	63 x 50,8 x 270	0,4	0,2	0,2	371



PRO4000W



PRO77000N

Part no.	Product	Volume	Useful volume	Price cat.
PRO4000W	Rubber membrane water tank For Reverse Osmosis Equipment	12 liter	8-10 liter	332
PRO77000N	Rubber membrane water tank For Reverse Osmosis Equipment	80 liter	40-50 liter	

2022/Components for Reverse Osmosis Water Purifiers and Nano Filters

Part no.	Product	Pc / box	Price cat.
BC-PH+	In-line pH booster and antioxidant insert 24% MgO - NSF / ANSI standard 60, 67% tourmaline; Function: increases pH and ORP in water, antioxidant pad	25	141
AIFIR	In-line BIO ceramic insert; Function: Water treated with negative ions has a positive effect on many processes in our body	25	141
AICRO	In-line post-activated carbon deposit; Function: Improves the taste and smell of water, removes 99% of free chlorine, 85% of pesticides, hydrocarbons and other organic compounds.	25	141
AICRO12	In-line activated carbon insert	25	141
AIPRO12	In-line mechanical filter insert, 5 microns	25	141
AIMRO	In-line mineral cartridges; Function: Mineralization using ceramic balls	25	141
TLC-75	Pentair 75GPD dry osmosis membrane	25	P31
TLC-100	Pentair 100GPD dry osmosis membrane	25	P31
ULP1812-50	Vontron 50GPD dry osmosis membrane	25	921
ULP1812-75	Vontron 75GPD dry osmosis membrane	25	921
ULP2012-100	Vontron 100GPD dry osmosis membrane	25	921
ULP2012-150	Vontron 150GPD dry osmosis membrane	25	921
VNF2-1812	Vontron 50GPD dry nano membrane —0,001 µm	25	921
VNF2-2012	Vontron 85GPD dry nano membrane —0,001 µm	25	921
TLCHF-FP	In-line capillary membrane	10	312
FCPPS-1001	Exchangeable 10"x2.5" filter cartridge—1 µm	50	111
FCCTO-10	Activated carbon 10"x2.5" filter cartridge—10 µm	25	121
FCPPS-1005	Exchangeable 10"x2.5" filter cartridge—5 µm	50	111



332

Part no.	Product	Size	Temp.	Pressure
RO-CUP	2-part plastic filter housing with plastic thread	10" x 1/4"	2-45°C	16 bar
RO-CUP-WR	Filter housing key		-	
RO-CUP-BR	Filter housing consol		-	

2022/Small Industrial and Household Reverse Osmosis Equipment

Part no.	Product	Prefilters	Membranes	Flow rate	Price cat.
BlueClear-RO800P	Household Reverse Osmosis Equipment without pressure vessel, with simple tap, with 2 booster pumps	FCPPS-1001, FCPPS-1005, FCCTO-10, AICRO	2 pc ULP3012-400	70-90 L/h	331



BlueClear-RO800P

Part no.	Options for the equipment above	pc / box	Price cat.
FCPPS-1001	Exchangeable 10"x2.5" filter cartridge	50	111
FCPPS-1005	Exchangeable 10"x2.5" filter cartridge	50	111
FCCTO-10	Activated carbon 10"x2.5" filter cartridge	25	121
AICRO	In-line post activated carbon filter cartridge	25	141
ULP3012-400	Vontron 400GPD dry osmosis membrane	25	921

Parts for BlueClear-RO800P

Part no.	Product	Features	Coltage / Output	Price cat.
BC-RO800P-PUMP	Booster pump for BlueClear-RO00P	Inlet pressure—2 bar Flow at 5 bar—1,6 liter/minute	24V	332
BC-RO800P-AD	Adapter for BlueClear-RO800P	Input—100-240V ~ 50/60 Hz	24V	332
AFV-04	Washer valve for BlueClear-RO800P	Performance—1500 Rinse—18 mp	24V	332
SVC-04	Solenoid valve BlueClear-RO800P	Pressure—0 ~ 8 bar Performance—4.8 W	24V	332
BNV-0404	Flow regulator	Thread—1/4" / 1/4"	-	333
YT-3-38W	RO membrane housing with cap	3" x 12" EPDM	-	932




BC-RO800P-PUMP



BC-RO800P-AD



YT-3-38W



AFV-04



SVC-04



BNV-0404

Elbow with external thread

	Part no.	Pipe	Thread
	ME-0402	1/4"	1/8"
	ME-0404	1/4"	1/4"
	ME-0406	1/4"	3/8"
	ME-0408	1/4"	1/2"
	ME-0604	3/8"	1/4"
	ME-0606	3/8"	3/8"
	ME-0608	3/8"	1/2"
	ME-0806	1/2"	3/8"
ME-0808	1/2"	1/2"	

Elbow with hose connector

	Part no.	Pipe	Stem OD
	SE-0404	1/4"	1/4"
	SE-0406	1/4"	3/8"
	SE-0604	3/8"	1/4"
	SE-0606	3/8"	3/8"
	SE-1515	15 mm	15 mm


Elbow

	Part no.	Pipe	Pipe
	UE-0404	1/4"	1/4"
	UE-0406	1/4"	3/8"
	UE-0606	3/8"	3/8"
	UE-0808	1/2"	1/2"
	UE-1515	15 mm	15 mm


Elbow with non-return valve

	Part no.	Pipe	Thread
	ECV-0402	1/4"	1/8"
	ECV-0404	1/4"	1/4"

Elbow (with external thread)

	Part no.	Thread	Pipe	Pipe
	MRT-0404	1/4"	1/4"	1/4"
	MRT-0606	3/8"	3/8"	3/8"
	MRT-060608	3/8"	3/8"	1/2"


T-fitting with external thread in the middle

	Part no.	Pipe	Thread	Pipe
	MBT-0404	1/4"	1/4"	1/4"
	MBT-0604	3/8"	1/4"	1/4"
	MBT-0606	3/8"	3/8"	3/8"


Internal threaded connector

	Part no.	Pipe	Thread
	FA-0402	1/4"	1/8"
	FA-0404	1/4"	1/4"
	FA-0406	1/4"	3/8"
	FA-0408	1/4"	1/2"
	FA-0604	3/8"	1/4"
	FA-0606	3/8"	3/8"
	FA-0608	3/8"	1/2"
	FA-0806	1/2"	3/8"
	FA-0808	1/2"	1/2"
	FA-1508	15 mm	1/2"

Elbow (with hose connection)

	Part no.	Stem OD	Pipe	Pipe
	SRT-0404	1/4"	1/4"	1/4"


T-fitting

	Part no.	Pipe	Pipe	Pipe
	UT-0404	1/4"	1/4"	1/4"
	UT-0604	3/8"	1/4"	3/8"
	UT-0606	3/8"	3/8"	3/8"
	UT-0808	1/2"	1/2"	1/2"
	UT-1515	15 mm	15 mm	15 mm


Choke

	Part no.	Pipe	cc/min
	FR-0420	1/4"	420
	FR-300	1/4"	300


Non-return valve

	Part no.	Pipe	Pipe
	ICV-04	1/4"	1/4"
	ICV-06	3/8"	3/8"

Splitter

	Part no.	Pipe	Thread
	TW-04	1/4"	1/4"
	TW-06	3/8"	3/8"


Pressure switch

	Part no.	Pipe	Description
	HPS-04	1/4"	Closed-Asjustable
	LPS-04	1/4"	Open-Low
	HCPS-04	1/4"	Closed-High

4-way shut-off valve

	Part no.	Pipe
	SOV-04	1/4"


T-fitting (hose conn. in the middle)

	Part no.	Thread	Pipe	Pipe
	SBT-0404	1/4"	1/4"	1/4"


Straight connector with external thread

	Part no.	Pipe	Thread
	MC-0402	1/4"	1/8"
	MC-0404	1/4"	1/4"
	MC-0406	1/4"	3/8"
	MC-0408	1/4"	1/2"
	MC-0604	3/8"	1/4"
	MC-0606	3/8"	3/8"
	MC-0608	3/8"	1/2"
	MC-0806	1/2"	3/8"
	MC-0808	1/2"	1/2"
	MC-1508	15 mm	1/2"
	MC-1510	15 mm	3/4"


Straight ball valve

	Part no.	Pipe	Pipe
	BCV-0404	1/4"	1/4"
	BCV-0606	3/8"	3/8"


Straight ball valve

	Part no.	Pipe	Thread
	IBV-0404	1/4"	1/4"

Tank ball valve

	Part no.	Pipe	Thread
	TBV-0404	1/4"	1/4"
	TBV-0606	3/8"	3/8"

Vall valve

	Part no.	Thread	Pipe
	BV-0404	1/4"	1/4"
	BV-0406	1/4"	3/8"
	BV-0604	3/8"	1/4"


Wall-mounted extension

	Part no.	Pipe	Pipe
	BU-0404	1/4"	1/4"
	BU-0606	3/8"	3/8"
	BU-0406	1/4"	3/8"


1/4" Sample connection

	Part no.	Thread	Thread
	FWC-0606	3/8"	3/8"
	FWC-0808	1/2"	1/2"


3/4" Sample connection

	Part no.	Thread	Thread
	FWC-1010-SET	3/4"	3/4"


Secure clamps

	Part no.	Size
	PAVC1/4	1/4"
	PAVC3/8	3/8"
	PAVC15	15 mm

Single clamp

	Part no.	Size
	SC-20	2"
	SC-25	2,5"
	SC-30	3"

Double clamp

	Part no.	Size	Size
	DC-2020	2"	2"
	DC-2520	2,5"	2"
	DC-2525	2,5"	2,5"
	DC-3020	3"	2"
	DC-3520	3,5"	2"
	DC-3030	3"	3"


Drain connection (clamp)

	Part no.	Pipe	Pipe OD
	DC-04	1/4"	40 mm

Flow regulator

	Part no.	Thread	Thread
	BNV-0404	1/4"	1/4"


Adapter with hose end

	Part no.	Stem OD	Thread
	SA-0404	1/4"	1/4"
	SA-0606	3/8"	3/8"


Extension

	Part no.	Pipe	Pipe
	UC-0404	1/4"	1/4"
	UC-0406	1/4"	3/8"
	UC-0606	3/8"	3/8"
	UC-0808	1/2"	1/2"

Connection with O-ring

	Part no.	Pipe	Thread
	MC-0404-O	1/4"	1/4"

Hose (m)

	Part no.	Pipe diameter
	PT-04	1/4"
	PT-06	3/8"
	I8065-1-T	3/8"
	I8081	1/2"
	DPE15M-WH	15 mm



Aquaz-VH150



Aquaz-S2Q



Aquaz-VT4/2



Aquaz-VH200



Aquaz-VH410/2

381

Part no.	Product	Connection	Performance (W)	Size H x L x W (mm)	Flow rate 16 mJ/cm ² (m ³ /h)	Flow rate 30 mJ/cm ² (m ³ /h)	Flow rate 40 mJ/cm ² (m ³ /h)
Aquaz VT4/2	UV equipment, household sterilization	1/2"	20	65 x 436	1,4	0,8	0,6
Aquaz S2Q	UV equipment, household sterilization	1/2"	22	65 x 432	1,1	0,7	0,4
Aquaz VH150	UV equipment, household sterilization	1" - 3/4"	32	89 x 330	2,7	1,1	0,8
Aquaz VH200	UV equipment, household sterilization	1" - 3/4"	35	89 x 450	3,6	2,0	1,6
Aquaz VH410/2	UV equipment, household sterilization	1" - 3/4"	60	89 x 596	7,8	4,2	3,2
Aquaz VP950	UV equipment, household sterilization	6/4"	96	1140 x 89	13,7	10,5	8,0



Aquaz-AD-SQ



Aquaz-AD-VH

Part no.	Product	Price cat.
Aquaz-AD-VT	Adapter for VT4/2	383
Aquaz-AD-SQ	Adapter for S2Q, S5Q, S8Q, S12Q devices	383
Aquaz-AD-VH	Adapter for VH150, VH200, VH410/2	383
Aquaz-AD-VP	Adapter for VP950	383
Aquaz-AD-SC	Adapter for SC5, SC12	373



Part no.	Product	Price cat.
QS-330	Quartz sleeve S2Q, VT4/2	383
QS-463	Quartz sleeve S5Q	383
QS-810	Quartz sleeve S8Q	383
QS-012	Quartz sleeve S12Q	383
QS-150	Quartz sleeve VH150	383
QS-001	Quartz sleeve VH200	383
QSO-410	Quartz sleeve VH410/2	383
QSO-950	Quartz sleeve VP950	383
QS-462	Quartz sleeve SC12	373



Part no.	Product	Price cat.
S330RL	UV lamp S2Q, VT4/2	383
S463RL	UV lamp S5Q	383
S810RL	UV lamp S8Q	383
S36RL	UV lamp S12Q, S24Q	383
S150RL-HO	UV lamp VH150	383
S200RL	UV lamp VH200	383
S410RL-HO	UV lamp VH410/2	383
S950RL-HO	UV lamp VP950	383
S461RL	UV lamp SC5	373
S462RL	UV lamp SC12	373

2022/UV Sterilizers

Part no.	Product	Con- nectio n	UV Lamp pc x W	Size H x L x W (mm)	Flow rate 16 mJ/cm ² (m ³ /h)	Flow rate 30 mJ/cm ² (m ³ /h)	Flow rate 40 mJ/cm ² (m ³ /h)	Price cat.
Aquaz-S6	UV equipment, household sterilization	1/4"	1 x 6W	63 x 50,8 x 270	0,4	0,2	0,2	371
Aquaz-S25	UV equipment, household sterilization	1/2"	1 x 25W	82 x 63,5 x 595	3,1	1,7	1,3	371
Aquaz-S55	UV equipment, household sterilization	3/4"	1 x 55W	85 x 63,5 x 950	6,9	3,7	2,8	371
Aquaz-S165	UV equipment, household sterilization	1,5"	3 x 55W	283 x 133x 950	20,6	11,0	8,3	372
Aquaz-S165-B	UV equipment, household sterilization with control cabinet	1,5"	3 x 55W	283 x 133x 950 400 x 300 x 150	20,6	11,0	8,3	372



Aquaz-S165

Aquaz-S55
Aquaz-S25
Aquaz-S6

373

Part no.	Product
Aquaz-AD-S6	Adapter for 6W UV devices
Aquaz-AD-S	Adapter for 25W, 55W, 165W UV devices
Aquaz-OR-S	O-ring for 6W, 25W UV devices
Aquaz-OR-S2	O-ring for 55W, 165W, 275W, 660W UV devices

373

Part no.	Product
UV0.5-KCS	Quartz sleeve for Aquaz-S1 dev.
QS-6W	Quartz sleeve for S6 dev.
QS-25W	Quartz sleeve for S25 dev.
QS-55W	Quartz sleeve for S55-S660 dev.

373

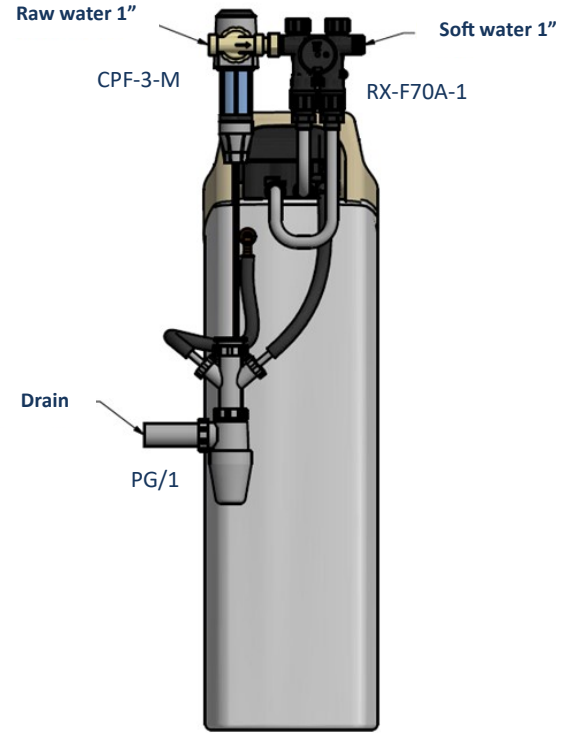
Part no.	Product
S6WRL	UV lamp S6
S25WRL	UV lamp S25
S55WRL	UV lamp S55-S660

Part no.	Product	Price cat.
Aquaz-AD-S52	Adapter for S52 device	373

For more technical information, turn to the next page!

2022/Water softener connection, additional fittings

The condition of the water softener guarantee is the installation of a water filter with a fineness of up to 50 microns. It protects not only the water softener, but all equipment and fittings that use water (eg. faucet) from sand, rust and other contaminants coming from the mains. The pre-filter can be installed anywhere between the water meter and the water softener.



Recommended water filters in front of water softeners:



Manual backwash pre-filter, part number: CPF-3-M. This type of filter is equipped with a 40 micron insert. Connection internal 3/4", external 1". By rotating the lower housing of the filter, the silicone fins mechanically scrape off the inner walls of the transparent filter housing and the filter surface, and by briefly operating the flush valve, the filtered dirt can be discharged into the drain. The filter has a factory-fitted pressure gauge. The filter is supplied with a drain connection hose. See page 7 for details.

If you want a fully automatic mechanical pre-filter, we recommend the DFA-34A for a 3/4" connection and the DFA-1A water filter for a 1" connection. Filtration fineness 50 microns. Thanks to its fully automatic, countercurrent backwash, the efficiency of the self-cleaning is excellent. The filter is supplied with a sewer connection hose.

See page 8 for details.

Water hardness tester, Part no.: OKT-1:



Function: Fill the measuring cylinder with the water to be measured up to the 5ml mark. Start dripping the reagent liquid. If the color of the water turns pale green on the first drop of reagent, our water will have a hardness below 1 German degree of hardness (° nk). If our water turns red, we are dealing with hard water. In this case, the reagent is further added dropwise. After each drop, the color of the water changed from red to green with so much German hardness.

Water softener drain unit, Part no.: PG/1:



With 3 drain connections (2 water softeners, 1 water filter) it helps the reliable installation of drain connections. It has a built-in odor trap. Contents of the unit:

- 3,5m transparent 1/2" hose for connections (gravity overflow and water softeners drain)
- 4 pcs of clamps for 1/2" hose mounting
- 40-32 rubber reducer, applicable for d40 drain installation

Installation block, mounting block, Part no.: RX-F70A-1:



It makes it easier to connect the water softener to the water network. It easily controls the amount of water mixed back. Thanks to its practical design, it has 2 input and output connectors, which form an angle of 90° with each other, so it can be easily adapted to the water network according to local needs. One of the input and output connectors can be easily closed with the end caps. It is recommended to connect the other two connectors of the assembly block to the water softener with a flexible pair of pipes or fixed piping.

Part no.	Product	Connection	Price cat.
RX-F70A-1	Three-function mounting block (by-pass, mixer and shut-off valve)	1"	833
PG/1	Water softener drain connection unit (twin siphon, 3.5m transparent hose, 4 clamps, d40-32 reducer)	d32 / d40	621
OKT-1	Hardness tester, 1 vial, for measuring about 50 German hardness (nk °)	-	411



Part number	Product
TRISZIL-100	Silicone grease—100g
TRISZIL-500	Silicone grease—500g

621

2022/Selection of EuroClear water softeners in 2 steps

1. step - Choose the most suitable EuroClear water softener based on the properties of the product.



BlueSoft / Bluesoft Eco
K serie



BlueSoft / Bluesoft Eco
E serie



RainWater



SmartWaterSoftener

EuroClear BlueSoft properties:

- ✓ The water softener control, like the best quality faucets, has a ceramic disc, which is extremely durable, so no annual maintenance is required.
- ✓ A hardness control and by-pass valve is standard
- ✓ Euro-Clear Ltd. has been guaranteeing the best quality in the water softener market since 2007.

EuroClear BlueSoft Eco properties:

BlueSoft features supplemented with the following:

- ✓ Thanks to its countercurrent regeneration, it is one of the most economical water softeners on the market.
- ✓ There is also a water supply during regeneration.
- ✓ English language interface.

EuroClear RainWater and SmartWater properties:

BlueSoft ECO features supplemented with the following:

- ✓ One of the best equipped and most economical water softeners on the market. It comes standard with a built-in hardness control valve and a space-saving external by-pass valve with a 90-degree elbow, so you can even adjust the water softener completely next to the wall.
- ✓ Thanks to its intelligent control valve, low water and salt consumption can be achieved. The salt grid ensures homogeneous salt juice and economical salt consumption.

Available options (in case of BlueSoft Eco, RainWater, SmarWater):

- Using the **resin bed disinfectant** during regenerations from the salt tablet (NaCl), the device not only uses Na +, but also disinfects the resin bed during each regeneration using Cl-. In the event of a pipe break, this protection pays off immediately. In almost all Western European countries, water softeners can only be sold with a resin bed disinfection unit.!
- **Plug and Play.** (order code in part no.: **P&P**) **You do not need an installer because the device operates itself at the touch of a button.** You dont have to do anything but to set the exact time, water hardness and fill the device with a salt tablet, then press a button for 3 seconds. The rest is a matter of Plug and Play water softener. The combined mounting block for easy, accurate hardness adjustment. The drain connection unit with 3 connections (2 water softeners, 1 water filter) helps the reliable installation of drain connections and also has a built-in odor trap. With the help of the hardness tester we can measure and check the hardness. Only available in ¾ "version.

2. step - Select the optimal size of water softener based on the resin media from the table below.

		Monthly water consumption			
		1 – 3 person 5 – 10 m ³ /month	3 – 4 person 10 – 15 m ³ /month	4 – 5 person 15 – 20 m ³ /month	5 – 6 person 20 – 30 m ³ /month
Water hardness	Low 1 – 10 °nk	8 litres	8-12 litres	12-18 litres	18-25 litres
	Medium 10 – 15 °nk	8-12 litres	12-18 litres	18-25 litres	18-25 litres
	High 15 – 20 °nk	12-18 litres	18-25 litres	18-25 litres	25-30 litres
	Very high 20 – 30 °nk	18-25 litres	18-25 litres	25-30 litres	25-30 litres

2022/BlueSoft / BlueSoft Eco K serie household water softener

612

Part no.	BlueSoft K serie	Salt and water consumption / regeneration	In/out Con.	Size H x W x D Mm	Resin Liter	Capacity	Flow rate m ³ /h
BlueSoft-K30/VR34	<p>IT 'S EVEN MORE ECONOMICAL FROM NOW.</p> <p>BlueSoft K is one of the most economical water softener families on the market.</p> <p>Thanks to its countercurrent regeneration, it is one of the most economical, low-salt and low-water softeners on the market.</p> <p>Due to its narrow installation size, it can also be installed in a 24 cm wide space.</p> <p>A hardness control and by-pass valve is standard.</p> <p>There is also a water supply during regeneration.</p>	1,4 kg NaCl 80 liter H ₂ O	3/4"	640 x 230 x 440	8	20 m ³ x°nk	0.8 – 1.2
BlueSoft-K70/VR34		1,9 kg NaCl 110 liter H ₂ O	3/4"	1110 x 230 x 440	18	50 m ³ x°nk	1.5 – 1.8
BlueSoft-K100/VR34		2,6 kg NaCl 140 liter H ₂ O	3/4"	1330 x 230 x 440	25	75 m ³ x°nk	1.8 – 2.0
BlueSoft-K70/VR1		1,9 kg NaCl 110 liter H ₂ O	1"	1110 x 230 x 440	18	50 m ³ x°nk	1.5 – 2.0
BlueSoft-K100/VR1		2,6 kg NaCl 140 liter H ₂ O	1"	1330 x 230 x 440	25	75 m ³ x°nk	2.0 – 2.5

616

Part no.	BlueSoft ECO K széria	Salt and water consumption / regeneration	In/out Con.	Size H x W x D Mm	Resin Liter	Capacity	Flow rate m ³ /h
BlueSoftEco-K20/VB34	<p>BlueSoft ECO K is one of the most economical water softener families on the market.</p> <p>Thanks to its countercurrent regeneration, it is one of the most economical, low-salt and low-water softeners on the market.</p> <p>It has a built-in hardness control valve.</p> <p>There is also a water supply during regeneration.</p> <p>English language interface.</p>	1,4 kg NaCl 80 liter H ₂ O	3/4"	640 x 230 x 440	8	20 m ³ x°nk	0.8 – 1.2
BlueSoftEco-K50/VB34		1,9 kg NaCl 110 liter H ₂ O	3/4"	1110 x 230 x 440	18	50 m ³ x°nk	1.5 – 1.8
BlueSoftEco-K75/VB34		2,6 kg NaCl 140 liter H ₂ O	3/4"	1330 x 230 x 440	25	75 m ³ x°nk	1.8 – 2.0

Part no.	Optional resin bed disinfection unit for BlueSoft ECO K series::	Price cat.
RX/GYAF	<p>Using the resin bed disinfectant during regenerations from the salt tablet (NaCl), the device not only uses Na +, but also disinfects the resin bed during each regeneration using Cl-. In the event of a pipe break, this protection pays off immediately.</p> <p>In almost all Western European countries, water softeners can only be sold with a resin bed disinfection unit!</p>	833



2022/BlueSoft / BlueSoft Eco E serie household water softeners

618

Part no.	BlueSoft E serie	Salt and water consumption / regeneration	In / out conn.	Size H x W x D Mm	Resin liter	Capacity	Flow rate m ³ /h
BlueSoft E50/VR34	<p>IT'S EVEN MORE ECONOMICAL FROM NOW.</p> <p>BlueSoft E is one of the most economical water softener families on the market.</p> <p>Thanks to its countercurrent regeneration, it is one of the most economical, low-salt and low-water softeners on the market.</p> <p>A hardness control and by-pass valve is standard.</p> <p>There is also a water supply during regeneration.</p> <p>The built-in salt grid ensures homogeneous salt formation.</p> <p>Today's modern family houses typically have more taps, so we can also install our equipment with a 1" control valve that provides greater flow.</p> <p>The 1" connection provides higher flow and less pressure drop. For overhead showers or two bathrooms or at least 6 sinks, a 1" connection is recommended.</p> <p>Euro-Clear Ltd. has been guaranteeing the best quality in the water softener market since 2007.</p>	1,6 kg NaCl 90 liter H ₂ O	3/4"	620 x 320 x 500	12,5	30 m ³ x°nk	1.0 – 1.5
BlueSoft E70/VR34		2,2 kg NaCl 110 liter H ₂ O	3/4"	1080 x 320 x 500	18	50 m ³ x°nk	1.5 – 1.8
BlueSoft E100/VR34		3,0 kg NaCl 140 liter H ₂ O	3/4"	1080 x 320 x 500	25	75 m ³ x°nk	1.8 – 2.0
BlueSoft E120/VR34		3,6 kg NaCl 160 liter H ₂ O	3/4"	1080 x 320 x 500	30	90 m ³ x°nk	1.8 – 2.0
BlueSoft E50/VR1		1,6 kg NaCl 90 liter H ₂ O	1"	620 x 320 x 500	12.5	30 m ³ x°nk	1.0 – 1.5
BlueSoft E70/VR1		2,2 kg NaCl 110 liter H ₂ O	1"	1080 x 320 x 500	18	50 m ³ x°nk	1.5 – 2.0
BlueSoft E100/VR1		3,0 kg NaCl 140 liter H ₂ O	1"	1080 x 320 x 500	25	75 m ³ x°nk	2.0 – 2.5
BlueSoft E120/VR1		3,6 kg NaCl 160 liter H ₂ O	1"	1080 x 320 x 500	30	90 m ³ x°nk	2.5 – 3.0

619

Part no.	BlueSoft ECO E serie	Salt and water consumption / regeneration	In/out conn.	Size H x W x D Mm	Resin Liter	Capacity	Flow rate m ³ /h
BlueSoftEco-E30/VB34	<p>BlueSoft Eco E is one of the most economical water softener families on the market.</p> <p>Thanks to its countercurrent regeneration, it is one of the most economical, low-salt and low-water softeners on the market.</p> <p>It has a built-in hardness control valve.</p> <p>There is also a water supply during regeneration.</p> <p>The built-in salt grid ensures homogeneous salt formation.</p> <p>Today's modern family houses typically have more taps, so we can also install our equipment with a 1" control valve that provides greater flow.</p> <p>The 1" connection provides higher flow and less pressure drop. For overhead showers or two bathrooms or at least 6 sinks, a 1" connection is recommended.</p> <p>English language interface.</p>	1,6 kg NaCl 90 liter H ₂ O	3/4"	620 x 320 x 500	12,5	30 m ³ x°nk	1.0 – 1.5
BlueSoftEco-E75/VB34		3,0 kg NaCl 140 liter H ₂ O	3/4"	1080 x 320 x 500	25	75 m ³ x°nk	1.8 – 2.0
BlueSoftEco-E90/VB34		3,6 kg NaCl 160 liter H ₂ O	3/4"	1080 x 320 x 500	30	90 m ³ x°nk	1.8 – 2.0
BlueSoftEco-E30/VB1		1,6 kg NaCl 90 liter H ₂ O	1"	620 x 320 x 500	12,5	30 m ³ x°nk	1.0 – 1.5
BlueSoftEco-E75/VB1		3,0 kg NaCl 140 liter H ₂ O	1"	1080 x 320 x 500	25	75 m ³ x°nk	2.0 – 2.5
BlueSoftEco-E90/VB1		3,6 kg NaCl 160 liter H ₂ O	1"	1080 x 320 x 500	30	90 m ³ x°nk	2.5 – 3.0

Part no.	Optional resin bed disinfection unit for the BlueSoft ECO E series:	Price cat.
RX/GYAF	<p>Using the resin bed disinfectant during regenerations from the salt tablet (NaCl), the device not only uses Na +, but also disinfects the resin bed during each regeneration using Cl-. In the event of a pipe break, this protection pays off immediately.</p> <p>In almost all Western European countries, water softeners can only be sold with a resin bed disinfection unit!</p>	833



PLUG AND PLAY - CONNECT TO THE NETWORK AND IT ALREADY WORKS.

- ✓ **You do not need an installer** because the device operates itself at the touch of a button. All you have to do is set the time, water hardness (hardness tester not included) or fill the device with a salt tablet and then press a button for 3 seconds. The rest is the job of the Plug and Play water softener.
- ✓ The control valve of the device, like the best quality faucets, has a ceramic dial, which is extremely durable, so **no annual maintenance is required**.
- ✓ The best equipped and most economical BlueSoft water softener on the market.
- ✓ A remote control that can be used to start commissioning or check operating parameters from an armchair.



61K

Part no.	BlueSoft ECO Plug and Play serie	Salt and water consumption / regeneration	In/out conn.	Size H x W x D Mm	Resin Liter	Capacity	Flow rate m ³ /h
BlueSoftEco-12/P&P	You do not need an installer because the device operates itself at the touch of a button. The control valve of the device, like the best quality faucets, has a ceramic dial, which is extremely durable, so there is no need for annual maintenance.	1,6 kg NaCl 90 liter H ₂ O	3/4"	620x320x500	12,5	30 m ³ x ^o nk	1.2 – 1.8
BlueSoftEco-25/P&P		3,0 kg NaCl 140 liter H ₂ O	3/4"	1080x320x500	25	75 m ³ x ^o nk	1.8 – 2.2
BlueSoftEco-30/P&P		3,6 kg NaCl 160 liter H ₂ O	3/4"	1080x320x500	30	90 m ³ x ^o nk	2.0 – 2.5

2022/HORECA water softeners



Areas of application

- Horeca is a collective name for the food industry, which includes food and beverage preparation and serving facilities. The term stands for **H**otels, **R**estaurants, **C**atering. Many facilities in these areas have a need for soft water
- With its restrained appearance and wall mounting, it is suitable for serving a shower with soft water. It is especially recommended for people who are sensitive to hard water
- Wherever a low capacity water softener is needed. Eg dental offices, laboratories, etc.

Key benefits:

- Suitable for small and medium sized (1-3 family members) families
- It can be installed in the kitchen or in the bathroom

61N

Part no.	Product	Connection In / Out	Temp.	Size H x W x D	Weight Kg	Resin Liter	Flow rate m ³ /h
BS-5-HOR	BlueSoft HORECA Classic time and volume controlled water softener	3/4"	5-50°C	510 x 210 x 380 mm		4.5	0.3~0.5



Areas of application

- Horeca is a collective name for the food industry, which includes food and beverage preparation and serving facilities. The term stands for **H**otels, **R**estaurants, **C**atering. Many facilities in these areas have a need for soft water
- With its restrained appearance and wall mounting, it is suitable for serving a shower with soft water. It is especially recommended for people who are sensitive to hard water
- Wherever a low capacity water softener is needed. Eg dental offices, laboratories, etc.

Key benefits:

- It takes up little space
- After entering the water hardness value, the equipment control valve automatically calculates the capacity of the water treatment system.
- Equipment has a **salt deficiency alarm function**: When the regeneration is completed, the device monitors the amount of salt in the device with the help of an infrared sensor after entering the water supply state and gives an alarm in case of its low level.
- **Water leakage protection function**: The device has a built-in water guard function that automatically shuts off the softener in the event of a water leak.
- Easy to mount on the wall.
- Its 3kg salt container can be easily filled through the opening opening from the side.

61N

Part no.	Product	Connection In / Out	Temp.	Size H x W x D	Weight Kg	Resin Liter	Flow rate m ³ /h
RW-5-HOR	RainWater HORECA time and volume controlled, wall mounted softener	1/2"	5-50°C	512 x 350 x 191 mm	11	4.8	0,6



Areas of application

- Horeca is a collective name for the food industry, which includes food and beverage preparation and serving facilities. The term stands for **H**otels, **R**estaurants, **C**atering. Many facilities in these areas have a need for soft water
- Homes for 1-4 people with 1 bathroom.
- If you can / want to provide little space for the installation of the device.
- Due to its small footprint, it can be easily integrated into furniture.

Key benefits:

- It takes up little space
- The two tanks operating in parallel are able to supply soft water at the same time, thus achieving a relatively high volume flow compared to its size..
- The unit regenerates only one tank at a time, so it is able to supply soft water continuously.
- After entering the water hardness value, the unit's control valve automatically calculates the capacity of the water treatment system and displays it on the blue backlit informative LCD display..
- Equipment has a **salt deficiency alarm function**: The equipment calculates the amount of salt remaining after regenerations from the amount of salt added. If you run out of salt warns.
- Easier installation. Utility connections on one side (raw water, soft water, sewer, electricity supply).

61N

Part no.	Product	Connection In/out	Size H x W x D	Resin Liter	Flow m ³ /h
RW-7-D1	RainWater HORECA HighFlow two-tank continuous water softener	3/4"	462 x 465 x 263 mm	2 x 3.5	2

2022/RainWater household water softeners

- **Space saving.** Standard equipment is an **by-pass** assembly with an external **90-degree elbow**, thanks to which the water softener can be adjusted even completely next to the wall.
- Highly equipped household water softener family. It has a **built-in non-return valve**.
- The RainWater is one of the most economical water softener families on the market thanks to its **intelligent control** and-series accessory for **salt grid**.
- Thanks to the intelligent control valves, **low water and salt consumption** can be achieved. The salt grid ensures a homogeneous salt juice and economical use of salt.
- After the proper set up, the control valve monitors water consumption and optimizes regeneration time.
- RainWater softener also **provide water during regeneration**.
- Today's modern family houses typically have more taps, so we also install our equipment with a **1" control valve** for higher flow. The 1" connection provides higher flow and less pressure drop. For overhead showers or two bathrooms or at least 6 sinks, a 1" connection is recommended.
- Assembly in Hungary ensures the proper quality, continuous supply of parts, professional service network. In addition to English, Hungarian can also be selected in the menu of the water softener.
- The **resin bed disinfection unit** of the RainWater Plus water softener disinfects the resin media during regenerations. Using the **resin bed disinfectant** during regenerations from the salt tablet (NaCl), the device not only uses Na +, but also disinfects the resin bed during each regeneration using Cl-. In the event of a pipe break, this protection pays off immediately. In almost all Western European countries, water softeners can only be sold with a resin bed disinfection unit!



Part number structure:

RW –RainWater brand name
 P - Resin bed disinfection
 25 - Resin volume in liters
 HF - High Flow 1" connection

Part no.	Type	Salt and water consumption / regeneration	In/out conn.	Flow rate	Resin Liter	Capacity	Size H x W x D	Price cat.
RW12	RainWater 12	1,6 kg NaCl 90 liter H ₂ O	3/4"	1.0–1.5 m ³ /h	12.5	30 m ³ x°nk	66 x 38 x 52.5 cm	61C
RW18	RainWater 18	2,2 kg NaCl 110 liter H ₂ O	3/4"	1.5–1.8 m ³ /h	18	50 m ³ x°nk	110 x 38 x 52.5 cm	61C
RW25	RainWater 25	3,0 kg NaCl 140 liter H ₂ O	3/4"	1.5–1.8 m ³ /h	25	75 m ³ x°nk	110 x 38 x 52.5 cm	61C
RW30	RainWater 30	3,6 kg NaCl 160 liter H ₂ O	3/4"	1.8–2.0 m ³ /h	30	90 m ³ x°nk	110 x 38 x 52.5 cm	61C
RW12HF	RainWater 12 HF	1,6 kg NaCl 90 liter H ₂ O	1"	1.0–1.5 m ³ /h	12.5	30 m ³ x°nk	66 x 38 x 52.5 cm	61D
RW18HF	RainWater 18 HF	2,2 kg NaCl 110 liter H ₂ O	1"	1.5–2.0 m ³ /h	18	50 m ³ x°nk	110 x 38 x 52.5 cm	61D
RW25HF	RainWater 25 HF	3,0 kg NaCl 140 liter H ₂ O	1"	2.0–2.5 m ³ /h	25	75 m ³ x°nk	110 x 38 x 52.5 cm	61D
RW30HF	RainWater 30 HF	3,6 kg NaCl 160 liter H ₂ O	1"	2.5–3.0 m ³ /h	30	90 m ³ x°nk	110 x 38 x 52.5 cm	61D
RWP12HF	RainWater Plus 12 HF	1,6 kg NaCl 90 liter H ₂ O	1"	1.0–1.5 m ³ /h	12.5	30 m ³ x°nk	66 x 38 x 52.5 cm	61E
RWP18HF	RainWater Plus 18 HF	2,2 kg NaCl 110 liter H ₂ O	1"	1.5–2.0 m ³ /h	18	50 m ³ x°nk	110 x 38 x 52.5 cm	61E
RWP25HF	RainWater Plus 25 HF	3,0 kg NaCl 140 liter H ₂ O	1"	2.0–2.5 m ³ /h	25	75 m ³ x°nk	110 x 38 x 52.5 cm	61E
RWP30HF	RainWater Plus 30 HF	3,6 kg NaCl 160 liter H ₂ O	1"	2.5–3.0 m ³ /h	30	90 m ³ x°nk	110 x 38 x 52.5 cm	61E

PLUG AND PLAY - CONNECT TO THE NETWORK AND IT ALREADY WORKS.

- ✓ **You do not need an installer**, because the device operates itself at the touch of a button. All you have to do is set the time, water hardness (hardness tester not included) and fill the appliance with salt tablets and then press a button for 3 seconds. The rest is the job of the Plug and Play water softener.
- ✓ **No annual maintenance is required**, because the control valve of the device has a ceramic dial, like the best quality faucets, which is extremely durable.
- ✓ **Installed with 1" control valve**, that provides higher flow and less pressure loss. Your shower will have a stronger jet of water. For overhead showers or when you have two bathrooms or at least 6 washbasins, a 1" connection is strongly recommended.
- ✓ **Space saving**. Our standardized equipment contains a by-pass assembly with an external 90-degree elbow, thanks to which the water softener can be positioned completely to the wall.
- ✓ **European assembly** ensures the right quality and continuous supply of spare parts.
- ✓ The RainWater equipments have multilanguage menu and an informative display screen.

PLUG AND PLAY AND SAFE , ABOUT SAFETY

- ✓ The RainWater water softeners **has waterguard function**. What does the waterguard function mean?
- ✓ The water softener continuously monitors the amount of water flowing through it and the current water flow, from which values it infers possible pipe breaks and water leaks in the water network. If necessary the RainWater water softener intervenes, thus **preventing possible pipe breakage and water damage**.
- ✓ The resin bed disinfection unit of the RainWater water softener **disinfects the resin during regenerations**. By using the resin bed disinfectant during regenerations from the salt table (NaCl), the device not only uses Na+, but also disinfects the resin bed during each regeneration using Cl-. In almost all Western European countries, water softeners can only be sold with a resin bed disinfection unit!



Part no.	Type	Salt and water consumption / regeneration	In/out conn.	Flow rate	Resin Liter	Capacity	Size H x W x D
RWP12P&P	RainWater Plus 12 Plug&Play	1,6 kg NaCl 90 liter H ₂ O	1"	1.2 – 1.8 m ³ /h	12.5	30 m ³ x°nk	66 x 38 x 52.5 cm
RWP25P&P	RainWater Plus 25 Plug&Play	3,0 kg NaCl 140 liter H ₂ O	1"	1.8 – 2.2 m ³ /h	25	75 m ³ x°nk	110 x 38 x 52.5 cm
RWP30P&P	RainWater Plus 30 Plug&Play	3,6 kg NaCl 160 liter H ₂ O	1"	2.0 – 2.5 m ³ /h	30	90 m ³ x°nk	110 x 38 x 52.5 cm

61L

2022/SmartWaterSoftener household water softeners

- **Space saving.** Standard equipment is an **by-pass** assembly with an external **90-degree elbow**, thanks to which the water softener can be adjusted even completely next to the wall.
- Highly equipped household water softener family. It has a **built-in non-return valve**.
- SmartWaterSoftener is one of the most economical water softener families on the market thanks to its **intelligent control** and standard **accessory salt grid**.
- Thanks to the intelligent control valves, **low water and salt consumption** can be achieved. The salt grid ensures a homogeneous salt juice and economical use of salt.
- After the proper set up, the control valve monitors water consumption and optimizes regeneration time.
- SmartWaterSoftener devices also provide water **during regeneration**.
- Today's modern family houses typically have more taps, so we also install our equipment with a **1" control valve** for higher flow. The 1" connection provides higher flow and less pressure drop. For overhead showers or two bathrooms or at least 6 sinks, a 1" connection is recommended.
- Assembly in Hungary ensures the proper quality, continuous supply of parts, professional service network. In addition to English, Hungarian can also be selected in the menu of the water softener.
- The **resin bed disinfection unit** of the SmartWaterSoftener Plus water softener performs the disinfection of the resin media during regenerations. Using the **resin bed disinfectant** during regenerations from the salt tablet (NaCl), the device not only uses Na⁺, but also disinfects the resin bed during each regeneration using Cl⁻. In the event of a pipe break, this protection pays off immediately. In almost all Western European countries, water softeners can only be sold with a resin bed disinfection unit.!



Part number structure:

SWS - SmartWaterSoftener brand name
 P - Resin bed disinfection
 25 - Resin volume in liters
 HF - High Flow 1" cconnections

Part no.	Type	Salt and water consumption / regeneration	In/out conn.	Flow rate	Resin Liter	Capacity	Size H x W x D	Price cat.
SWS12	SmartWaterSoftener 12	1,6 kg NaCl 90 liter H ₂ O	3/4"	1.0—1.5 m ³ /h	12	30 m ³ x°nk	79 x 39 x 48cm	61J
SWS18	SmartWaterSoftener 18	2,2 kg NaCl 110 liter H ₂ O	3/4"	1.5—2.0 m ³ /h	18	50 m ³ x°nk	79 x 39 x 48cm	61J
SWS25	SmartWaterSoftener 25	3,0 kg NaCl 140 liter H ₂ O	3/4"	2.0—2.5 m ³ /h	25	75 m ³ x°nk	107 x 39 x 49cm	61J
SWS30	SmartWaterSoftener 30	3,6 kg NaCl 160 liter H ₂ O	3/4"	2.5—3.0 m ³ /h	30	90 m ³ x°nk	107 x 39 x 49cm	61J
SWS12HF	SmartWaterSoftener 12 HF	1,6 kg NaCl 90 liter H ₂ O	1"	1.0—1.5 m ³ /h	12	30 m ³ x°nk	79 x 39 x 48cm	61F
SWS18HF	SmartWaterSoftener 18 HF	2,2 kg NaCl 110 liter H ₂ O	1"	1.5—2.0 m ³ /h	18	50 m ³ x°nk	79 x 39 x 48cm	61F
SWS25HF	SmartWaterSoftener 25 HF	3,0 kg NaCl 140 liter H ₂ O	1"	2.0—2.5 m ³ /h	25	75 m ³ x°nk	107 x 39 x 49cm	61F
SWS30HF	SmartWaterSoftener 30 HF	3,6 kg NaCl 160 liter H ₂ O	1"	2.5—3.0 m ³ /h	30	90 m ³ x°nk	107 x 39 x 49cm	61F
SWSP12HF	SmartWaterSoftener Plus 12	1,6 kg NaCl 90 liter H ₂ O	1"	1.0—1.5 m ³ /h	12	30 m ³ x°nk	79 x 39 x 48cm	61G
SWSP18HF	SmartWaterSoftener Plus 18	2,2 kg NaCl 110 liter H ₂ O	1"	1.5—2.0 m ³ /h	18	50 m ³ x°nk	79 x 39 x 48cm	61G
SWSP25HF	SmartWaterSoftener Plus 25	3,0 kg NaCl 140 liter H ₂ O	1"	2.0—2.5 m ³ /h	25	75 m ³ x°nk	107 x 39 x 49cm	61G
SWSP30HF	SmartWaterSoftener Plus 30	3,6 kg NaCl 160 liter H ₂ O	1"	2.5—3.0 m ³ /h	30	90 m ³ x°nk	107 x 39 x 49cm	61G

2022/SmartWaterSoftener Plug&Play household water softeners

PLUG AND PLAY - CONNECT TO THE NETWORK AND IT ALREADY WORKS.

- ✓ **You do not need an installer**, because the device operates itself at the touch of a button. All you have to do is set the time, water hardness (hardness tester not included) and fill the appliance with salt tablets and then press a button for 3 seconds. The rest is the job of the Plug and Play water softener.
- ✓ **No annual maintenance is required**, because the control valve of the device has a ceramic dial, like the best quality faucets, which is extremely durable.
- ✓ **Installed with 1" control valve**, that provides higher flow and less pressure loss. Your shower will have a stronger jet of water. For overhead showers or when you have two bathrooms or at least 6 washbasins, a 1" connection is strongly recommended.
- ✓ **Space saving**. Our standardized equipment contains a by-pass assembly with an external 90-degree elbow, thanks to which the water softener can be positioned completely to the wall.
- ✓ **European assembly** ensures the right quality and continuous supply of spare parts.
- ✓ **The RainWater equipments** have multilanguage menu and an informative display screen.

PLUG AND PLAY AND SAFE , ABOUT SAFETY

- ✓ The RainWater water softeners **has waterguard function**. What does the waterguard function mean?
- ✓ The water softener continuously monitors the amount of water flowing through it and the current water flow, from which values it infers possible pipe breaks and water leaks in the water network. If necessary the RainWater water softener intervenes, thus **preventing possible pipe breakage and water damage**.
- ✓ The resin bed disinfection unit of the RainWater water softener **disinfects the resin during regenerations**. By using the resin bed disinfectant during regenerations from the salt table (NaCl), the device not only uses Na⁺, but also disinfects the resin bed during each regeneration using Cl⁻. In almost all Western European countries, water softeners can only be sold with a resin bed disinfection unit!



Part no.	Type	Salt and water consumption / regeneration	In/out conn.	Flow rate	Resin Liter	Capacity	Size H x W x D
SWSP12P&P	SmartWaterSoftener Plus 12	1,6 kg NaCl 90 liter H ₂ O	1"	1.2 – 1.8 m ³ /h	12	30 m ³ x°nk	79 x 39 x 48cm
SWSP18P&P	SmartWaterSoftener Plus 18	2,2 kg NaCl 110 liter H ₂ O	1"	1.5 – 2.0 m ³ /h	18	50 m ³ x°nk	79 x 39 x 48cm
SWSP25P&P	SmartWaterSoftener Plus 25	3,0 kg NaCl 140 liter H ₂ O	1"	1.8 – 2.2 m ³ /h	25	75 m ³ x°nk	107 x 39 x 49cm
SWSP30P&P	SmartWaterSoftener Plus 30	3,6 kg NaCl 160 liter H ₂ O	1"	2.0 – 2.5 m ³ /h	30	90 m ³ x°nk	107 x 39 x 49cm

61M

2022/Industrial household water softeners

614

Part no.	BlueSoft MAXI serie	In/out conn.	Size H x W x D Mm	Resin Liter	Capacity	Brine tank litre	Flow rate m ³ /h
BlueSoft-70/VR34	<p>Maxi central household water softener.</p> <p>IT 'S EVEN MORE ECONOMICAL FROM NOW.</p> <p>BlueSoft is one of the most economical water softener families on the market.</p> <p>Thanks to its countercurrent regeneration, it is one of the most economical, low-salt and low-water softeners on the market.</p> <p>A hardness control and by-pass valve is standard. There is also a water supply during regeneration. The built-in salt grid ensures homogeneous salt formation.</p> <p>Today's modern family houses typically have more taps, so we can also install our equipment with a 1" control valve that provides greater flow. The 1" connection provides higher flow and less pressure drop. For overhead showers or two bathrooms or at least 6 sinks, a 1" connection is recommended.</p>	3/4"	1080 x 650 x 400	18	50 m ³ x°nk	70 liter	1.5 – 1.8
BlueSoft-100/VR34		3/4"	1080 x 650 x 400	25	75 m ³ x°nk	70 liter	1.8 – 2.0
BlueSoft-70/VR1		1"	1100 x 650 x 400	18	50 m ³ x°nk	70 liter	1.5 – 2.0
BlueSoft-100/VR1		1"	1100 x 650 x 400	25	75 m ³ x°nk	70 liter	2.0 – 2.5
BlueSoft-120/VR1		1"	1100 x 650 x 400	30	90 m ³ x°nk	70 liter	2.5 – 3.0



BlueSoft-70/VR34



BlueSoft-120/VR1

Part no.	BlueSoft MAXI ECO serie	In/out conn.	Size H x W x D Mm	Resin Liter	Capacity	Brine tank litre	Flow rate m ³ /h
BlueSoft Eco-50/VB34	Maxi central household water softener. The time and volume controlled water softener only regenerates when it is really needed. High-capacity series, so it rarely regenerates. With easy-to-move salt container for easy installation. It has a built-in hardness control valve. The control valve can communicate in 6 different languages (Hungarian, German, English, Czech, Serbian, Romanian).	3/4"	1190 x 650 x 600	18	50 m ³ x°nk	70 liter	1.5 – 1.8
BlueSoft Eco-75/VB34		3/4"	1190 x 650 x 600	25	75 m ³ x°nk	70 liter	1.8 – 2.0
BlueSoft Eco-50/VB1		1"	1200 x 650 x 600	18	50 m ³ x°nk	70 liter	1.5 – 2.0
BlueSoft Eco-75/VB1		1"	1200 x 650 x 600	25	75 m ³ x°nk	70 liter	2.0 – 2.5
BlueSoft Eco-90/VB1		1"	1200 x 650 x 600	30	90 m ³ x°nk	70 liter	2.5 – 3.0

Part no.	Optional resin bed disinfection unit	Price cat.
RX/GYAF	An optional resin bed disinfectant unit (known as GYAF or BIO function) is available for the water softener. The resin bed disinfection unit disinfects the resin media during regenerations. Its incorporation is already mandatory in several Western European countries.	833

Advantages of the Maxi water softener series:

- It has a built-in hardness control valve.
- The control valve can communicate in 6 different languages (Hungarian, German, English, Czech, Serbian, Romanian).
- Separate high-capacity brine tank, so you only rarely need to refill regenerating salt.
- The Saline Tank contains the safety salt grid and overflow.
- The device can be easily removed from the saline tank, making it easy to install.
- Water softeners provide hard water during regeneration.
- Intelligent up-flow regeneration (water-optimized regeneration), ie saving water and salt.
- An optional resin bed disinfectant unit (GYAF or BIO function) is available for the water softener. The resin bed disinfection unit disinfects the resin media during regenerations. Its incorporation is already mandatory in several Western European countries.



BlueSoft-70/VB34



BlueSoft-120/VB1



BlueSoft-60/FLM
mobile water softeners



BlueSoft HM devices

Mobile, system charger water softeners

631

Part no.	Product	Conn.	Resin Liter	Softened water volume	Weight kg	Size (mm) H x L x W
BlueSoft 40/HM	Mobile system charger water softener, single tank, manually regenerated	3/4"	10	2 – 3 m ³ /regeneration	14	540 x 270 x 270
BlueSoft 60/HM	Mobile system charger water softener, single tank, manually regenerated	3/4"	15	3 – 4 m ³ /regeneration	20	1000 x 270 x 270
BlueSoft 40/FLM	Mobile system charger water softener, single-tank, manual start, semi-automatic, with saline tank	3/4"	10	2 – 3 m ³ /regeneration	16	620 x 500 x 270
BlueSoft 60/FLM	Mobile system charger water softener, single-tank, manual start, semi-automatic, with saline tank	3/4"	15	3 – 4 m ³ /regeneration	22	1080 x 420 x 230

Part no.	Product	Price cat.
RX-ADJ	Programming unit for RX-65C-DHS control valve (via USB port)	833

The RX-ADJ is an essential accessory for the RX-65C / DHS control valve and cannot be installed without it!

The start of the semi-automatic water softeners starts by pressing the manual regeneration button. Just press the button and the head will perform the regeneration. The control valve can be easily programmed via the USB port.

Most common areas of application: Filling of whirlpools, heating systems, other water systems, provision of make-up water

2022/Industrial Single Tank Water Softeners

Single tank time controlled water softeners

641

Part no.	Resin volume / cap. liter/ m ³ x ² dH	Control valve / Connection	Brine tank litre	Flow rate m ³ /h 25-45m/h	Salt consum. Kg/ regen.	Size (mm) H x L x W	Weight Kg
BlueSoft 60T/65	15 / 60	RX-65A-DTS ¾"	70	0.6-1.2	1.5—3.6	1080 x 650 x 400	26
BlueSoft 120T/65	30 / 120	RX-65A-DTS ¾"	70	1.1-1.5	3.0—7.2	1080 x 650 x 400	52
BlueSoft 180T/63	45 / 180	RX-63A-DTS 1"	145	1.3-2.3	4.5—10.8	1600 x 640 x 370	74
BlueSoft 240T/63	60 / 240	RX-63A-DTS 1"	145	1.8-3.2	6.0—14.4	1450 x 690 x 370	85
BlueSoft 320T/63	80 / 320	RX-63A-DTS 1"	200	2.0-3.6	8.0—19.2	1610 x 900 x 550	120
BlueSoft 400T/63	100 / 400	RX-63A-DTS 1"	350	2.5-4.2	10—24	1890 x 1100 x 740	150

Single tank volume controlled water softeners

641

Part no.	Resin volume / cap. liter/ m ³ x ² dH	Control valve / Connection	Brine tank litre	Flow rate m ³ /h 25-45m/h	Salt consum. Kg/ regen.	Size (mm) H x L x W	Weight Kg
BlueSoft 60V/65	15 / 60	RX-65C/DVS ¾"	70	0.6-1.2	1.5—3.6	1080 x 560 x 370	26
BlueSoft 120V/65	30 / 120	RX-65C/DVS ¾"	70	1.1-1.5	3.0—7.2	1080 x 640 x 370	50
BlueSoft 180V/63	45 / 180	RX-63C/DVS 1"	145	1.3-2.3	4.5—10.8	1600 x 640 x 370	75
BlueSoft 240V/63	60 / 240	RX-63C/DVS 1"	145	1.8-3.2	6—14.4	1450 x 690 x 370	85
BlueSoft 320V/63	80 / 320	RX-63C/DVS 1"	200	2.0-3.6	8—19.2	1610 x 900 x 550	120
BlueSoft 400V/63	100 / 400	RX-63C/DVS 1"	350	2.5-4.2	10—24	1890 x 1110 x 740	150
BlueSoft 600V/74	150 / 600	RX-74A/DVS 2"	500	4.5-8.1	15—36	1980 x 1340 x 840	250
BlueSoft 800V/74	200 / 800	RX-74A/DVS 2"	750	5.5-8.8	20—48	1980 x 1520 x 960	330



BlueSoft single tank industrial water softener

Parallel mounted twin water softeners

642

Part no.	Resin volume / cap. liter/ m ³ x ² dH	Control valve / Connection	Brine tank litre	Flow rate m ³ /h 25-45m/h	Head Flow rate m ³ /h Δp=1-1.75bar	Salt consum. Kg/ regen/ tank	Size (mm) H x L x W	Weight kg
BlueSoft 40D1/65	2x10 / 2x40	RX-65C/DVS 1"	2 x 25	0.8-2.0	2.2 - 3.0	1.0—2.4	890 x 740 x 640	50
BlueSoft 60D1/65	2x15 / 2x60	RX-65C/DVS 1"	2 x 70	1.2-2.4	2.2 - 3.0	1.5—3.6	1080 x 740 x 560	58
BlueSoft 120D1/65	2x30 / 2x120	RX-65C/DVS 1"	2 x 70	2.2-3.0	2.2 - 3.0	3.0—7.2	1080 x 740 x 640	120
BlueSoft 180D1/63	2x45 / 2x180	RX-63C/DVS 5/4"	2 x 70	2.5-4.5	6.2 - 8.4	4.5—10.8	1600 x 840 x 640	160
BlueSoft 240D1/63	2x60 / 2x240	RX-63C/DVS 5/4"	2 x 145	3.5-6.3	6.2 - 8.4	6—14.4	1450 x 1040 x 690	180
BlueSoft 320D1/63	2x80 / 2x320	RX-63C/DVS 6/4"	2 x 145	4.0-7.2	6.2 - 8.4	8—19.2	1610 x 1200 x 900	230
BlueSoft 400D1/63	2x100 / 2x400	RX-63C/DVS 6/4"	2 x 200	5.0-8.4	6.2 - 8.4	10—24	1890 x 1240 x 920	300
BlueSoft 400D1/92	2x100 / 2x400	RX-92A/DVS 6/4"	2 x 200	5.0-9.0	9.5 - 13.0	10—24	1890 x 1240x 920	300
BlueSoft 500D1/63	2x125 / 2x500	RX-63C/DVS 6/4"	2 x 200	6.5-8.4	6.2 - 8.4	12.5—30	1930 x 1330x 970	360
BlueSoft 500D1/92	2x125 / 2x500	RX-92A/DVS 6/4"	2 x 200	6.5-11.7	9.5 - 13.0	12.5—30	1930 x 1330 x 970	360
BlueSoft 500D1/74	2x125 / 2x500	RX-74A/DVS 2"	2 x 200	6.5-11.7	13.0 - 17.6	12.5—30	1930 x 1330 x 970	390
BlueSoft 600D1/74	2x150 / 2x600	RX-74A/DVS 2"	2 x 350	9.0-16.2	13.0 - 17.6	15—36	1980 x 1490 x 1240	470
BlueSoft 800D1/74	2x200 / 2x800	RX-74A/DVS 2"	2 x 500	11.0-17.6	13.0 - 17.6	20—48	1890 x 1680 x 1400	650
BlueSoft 1200D1/74	2x300 / 2x1200	RX-74A/DVS 2"	2 x 750	13.0-17.6	13.0 - 17.6	30—72	2170 x 1920 x 1580	940
BlueSoft 1200D1/99	2x300 / 2x1200	RX-99A/DVS 3"	2 x 750	14.0-25.2	28.8 - 37.6	30—72	2170 x 1920 x 1580	940
BlueSoft 1600D1/99	2x400 / 2x1600	RX-99A/DVS 3"	2 x 750	22.0-37.6	28.8 - 37.6	40—96	2490 x 2040 x 1730	1370
BlueSoft 1800D1/99	2x450 / 2x1800	RX-99A/DVS 3"	2 x 750	22.0-37.6	28.8 - 37.6	45—108	2490 x 2040 x 1730	1470
BlueSoft 2000D1/99	2x500 / 2x2000	RX-99A/DVS 3"	2 x 750	22.0-37.6	28.8 - 37.6	50—120	2490 x 2040 x 1730	1470

More equipment on the next page!



The advantage of the D1 twin-tank water softeners is that both columns have separate control valves, so they can operate at up to twice our rated power.

The two control valves are connected by a communication cable. The two control valves monitor each other's operating status. Only one control valve can regenerate at a time, thus ensuring a continuous supply of soft water.

The main field of application of twin water softeners is: Supply water supply for hotels, condominiums, open-closed cooling circuits, swimming pools, but it is recommended to use it wherever, it may be necessary to periodically require more water than the rated capacity of the equipment. The twin two-tank water softener can be further expanded at any time in the future by connecting three or even more columns via the communication cable. In this way, the performance of our equipment can be further increased.

Parallel mounted twin water softeners

642

Part no.	Resin volume / cap. liter/ m ³ x ² dH	Control valve/ Connection	Brine tank litre	Flow rate m ³ /h 25-45m/h	Head Flow rate m ³ /h Δp=1-1.75bar	Salt consum. Kg/ regen/ tank	Size (mm) H x L x W	Weight Kg
BlueSoft 2400D1/99	2x600 / 2x2400	RX-99A/DVS 3"	2 x 1000	32.0-37.6	28.8 - 37.6	60—144	2500 x 2370 x 2020	1950
BlueSoft 2800D1/99	2x700 / 2x2800	RX-99A/DVS 3"	2 x 1000	32.0-37.6	28.8 - 37.6	70—168	2450 x 2870 x 2020	2140
BlueSoft 2800D1/112	2x700 / 2x2800	RX-112S/DVS DN100	2 x 1000	32.0-57.6	73.8 - 95.0	70—168	2600 x 2500 x 3600	2210
BlueSoft 3200D1/112	2x800 / 2x3200	RX-112SM/DVS DN125	2 x 1500	44.0-79.2	73.8 - 95.0	80—192	2600 x 2500 x 3600	2850
BlueSoft 3600D1/112	2x900 / 2x3600	RX-112SM/DVS DN125	2 x 1500	44.0-79.2	73.8 - 95.0	90—216	2600 x 2500 x 3600	3040
BlueSoft 4000D1/112	2x1000/2x4000	RX-112SM/DVS DN125	2 x 1500	44.0-79.2	73.8 - 95.0	100—240	2600 x 2500 x 3600	3240
BlueSoft 4400D1/112	2x1100 / 2x4400	RX-112SM/DVS DN125	2 x 2000	56.0-95.0	73.8 - 95.0	110—264	2800 x 2700 x 3700	3880
BlueSoft 4800D1/112	2x1200 / 2x4800	RX-112SM/DVS DN125	2 x 2000	56.0-95.0	73.8 - 95.0	120—288	2800 x 2700 x 3700	4080
BlueSoft 5600D1/112	2x1400 / 2x5600	RX-112SM/DVS DN125	2 x 2000	73.8-95.0	73.8 - 95.0	140—336	2900 x 3500 x 4500	5860
BlueSoft 5600D1/96	2x1400 / 2x5600	RX-96SM/DVS DN150	2 x 2000	100 - 121	91.4 - 121	140—336	2900 x 3500 x 4500	5860
BlueSoft 6400D1/96	2x1600 / 2x6400	RX-96SM/DVS DN150	2 x 3000	100 - 121	91.4 - 121	160—384	2900 x 3500 x 4500	6250
BlueSoft 7200D1/96	2x1800 / 2x7200	RX-96SM/DVS DN150	2 x 3000	100 - 121	91.4 - 121	180—432	2900 x 3500 x 4500	6640
BlueSoft 8000D1/96	2x2000 / 2x8000	RX-96SM/DVS DN150	2 x 3000	100 - 121	91.4 - 121	200—480	2900 x 3500 x 4500	7030

If you need more capacity equipment, please contact our colleagues!



The advantage of the D1 twin-tank water softeners is that both columns have separate control valves, so they can operate at up to twice our rated power.

The two control valves are connected by a communication cable. The two control valves monitor each other's operating status. Only one control valve can regenerate at a time, thus ensuring a continuous supply of soft water.

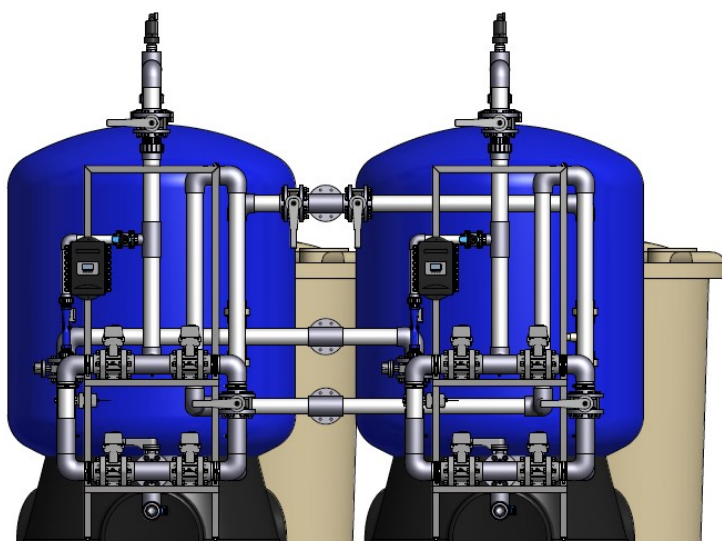
The main field of application of twin water softeners is: Supply water supply for hotels, condominiums, open-closed cooling circuits, swimming pools, but it is recommended to use it wherever, it may be necessary to periodically require more water than the rated capacity of the equipment. The twin two-tank water softener can be further expanded at any time in the future by connecting three or even more columns via the communication cable. In this way, the performance of our equipment can be further increased.

Parallel mounted twin water softeners

642

Part no.	Resin volume / cap. liter/ m ³ x ^d H	Valve system In/out Connection	Brine tank liter	Flow rate m ³ /h 40-50 m/h	Salt consum. Kg/ regen/ tank	Size (mm) H x L x W	Weight kg
BlueSoft-1600D1/RV	2x400 / 2x1600	RX-SVS/D63 DN80 / DN80	2 x 750	32-40	40—96	2360 x 2650 x 2500	1490
BlueSoft-2000D1/RV	2x500 / 2x2000	RX-SVS/D63 DN80 / DN80	2 x 750	40-50	50—120	2380 x 2920 x 2500	1850
BlueSoft-2400D1/RV	2x600 / 2x2400	RX-SVS/D63 DN80 / DN80	2 x 1000	48-60	60—144	2380 x 2920 x 2500	2100
BlueSoft-2800D1/RV	2x700 / 2x2800	RX-SVS/D75 DN80 / DN80	2 x 1000	56-70	70—168	2425 x 2920 x 2500	2290
BlueSoft-3200D1/RV	2x800 / 2x3200	RX-SVS/D75 DN80 / DN80	2 x 1500	64-80	80—192	2425 x 3200 x 2750	2430
BlueSoft-4000D1/RV	2x1000 / 2x4000	RX-SVS/D75 DN100 / DN100	2 x 1500	80-100	100—240	2620 x 3360 x 2800	3050
BlueSoft-4800D1/RV	2x1200 / 2x4800	RX-SVS/D75 DN100 / DN100	2 x 2000	96-120	120—288	2620 x 3650 x 3100	3860
BlueSoft-5600D1/RV	2x1400 / 2x5600	RX-SVS/D75 DN100 / DN100	2 x 2000	112-140	140—336	2620 x 3650 x 3100	4360
BlueSoft-6400D1/RV	2x1600 / 2x6400	RX-SVS/D90 DN125 / DN125	2 x 3000	128-160	160—384	2700 x 4050 x 3100	5200
BlueSoft-7200D1/RV	2x1800 / 2x7200	RX-SVS/D90 DN125 / DN125	2 x 3000	144-180	180—432	2700 x 4050 x 3100	5690
BlueSoft-8000D1/RV	2x2000 / 2x8000	RX-SVS/D90 DN150 / DN150	2 x 3000	160-200	200—480	2700 x 4050 x 3100	6280

If you need more capacity equipment, please contact our colleagues!



The advantage of the **D1 twin-tank water softeners** is that both columns have separate control valves, so they can operate at up to twice our rated power.

The two control valves are connected by a communication cable. The two control valves monitor each other's operating status. Only one control valve can regenerate at a time, thus ensuring a continuous supply of soft water.

The main field of application of twin water softeners is: Supply water supply for hotels, condominiums, open-closed cooling circuits, swimming pools, but it is recommended to use it wherever, it may be necessary to periodically require more water than the rated capacity of the equipment. The twin two-tank water softener can be further expanded at any time in the future by connecting three or even more columns via the communication cable. In this way, the performance of our equipment can be further increased.

Water softeners with three columns connected in parallel

642

Part no	Resin volume / cap. liter/ m ³ x ² dH	Control valve / connection	Brine tank liter	Flow rate m ³ /h 25-45m/h	Head Flow rate m ³ /h Δp=1-1.75bar	Salt consum. Kg/ regen/ tank	Size (mm) H x L x W	Weight Kg
BlueSoft 180T1/63	3x45 / 3x180	RX-63C/DVS 6/4"	3 x 70	3.7-6.7	9.3 - 12.6	4.5—10.8	1700 x 1500 x 700	230
BlueSoft 240T1/63	3x60 / 3x240	RX-63C/DVS 6/4"	3 x 145	5.2-9.4	9.3 - 12.6	6—14.4	1600 x 1800 x 900	270
BlueSoft 320T1/63	3x80 / 3x320	RX-63C/DVS 2"	3 x 145	6.0-10.8	9.3 - 12.6	8—19.2	1800 x 1800 x 1000	340
BlueSoft 400T1/63	3x100 / 3x400	RX-63C/DVS 2"	3 x 200	7.5-12.6	9.3 - 12.6	10—24	2100 x 2100 x 1100	450
BlueSoft 400T1/92	3x100 / 3x400	RX-92A/DVS 2"	3 x 200	7.5-13.5	14.2 - 19.5	10—24	2100 x 2100 x 1100	450
BlueSoft 500T1/63	3x125 / 3x500	RX-63C/DVS 2"	3 x 200	9.7-12.6	9.3 - 12.6	12.5—30	2150 x 2100 x 1200	540
BlueSoft 500T1/92	3x125 / 3x500	RX-92A/DVS 2"	3 x 200	9.7-17.5	14.2 - 19.5	12.5—30	2150 x 2100 x 1200	550
BlueSoft 500T1/74	3x125 / 3x500	RX-74A/DVS 2"	3 x 200	9.7-17.5	19.5 - 26.4	12.5—30	2150 x 2100 x 1200	580
BlueSoft 600T1/74	3x150 / 3x600	RX-74A/DVS 2"	3 x 350	13.5-24.3	19.5 - 26.4	15—36	2250 x 2500 x 1400	710
BlueSoft 800T1/74	3x200 / 3x800	RX-74A/DVS 2"	3 x 500	16.5-26.4	19.5 - 26.4	20—48	2350 x 2800 x 1550	980
BlueSoft 1200T1/74	3x300 / 3x1200	RX-74A/DVS 2"	3 x 750	19.5-26.4	19.5 - 26.4	30—72	2450 x 3200 x 1700	1410
BlueSoft 1200T1/99	3x300 / 3x1200	RX-99A/DVS 3"	3 x 750	21.0-37.8	43.2 - 56.4	30—72	2450 x 3200 x 1700	1420
BlueSoft 1600T1/99	3x400 / 3x1600	RX-99A/DVS 3"	3 x 750	33.0-56.4	43.2 - 56.4	40—96	2450 x 3200 x 1900	2050
BlueSoft 1800T1/99	3x450 / 3x1800	RX-99A/DVS 3"	3 x 750	33.0-56.4	43.2 - 56.4	45—108	2450 x 3200 x 1900	2200
BlueSoft 2000T1/99	3x500 / 3x2000	RX-99A/DVS 3"	3 x 750	33.0-56.4	43.2 - 56.4	50—120	2450 x 3200 x 1900	2350

More equipment on the next page!



Water softeners with three columns connected in parallel

642

Part no.	Resin volume / cap. liter/ m ³ x ⁹ dH	Control valve / connection	Brine tank liter	Flow rate m ³ /h 25-45m/h	Head Flow rate m ³ /h Δp=1-1.75bar	Salt consum. Kg/ regen/ tank	Size (mm) H x L x W	Weight Kg
BlueSoft 2400T1/99	3x600 / 3x2400	RX-99A/DVS 3"	3 x 1000	48.0-56.4	43.2 - 56.4	60—144	2500 x 3800 x 2200	2930
BlueSoft 2800T1/99	3x700 / 3x2800	RX-99A/DVS 3"	3 x 1000	48.0-56.4	43.2 - 56.4	70—168	2500 x 3800 x 2200	3220
BlueSoft 2800T1/112	3x700 / 3x2800	RX-112SM/DVS DN100	3 x 1000	48.0-86.4	110 - 142	70—168	2550 x 3800 x 2400	3340
BlueSoft 3200T1/112	3x800 / 3x3200	RX-112SM/DVS DN100	3 x 1500	66.0-118	110 - 142	80—192	2700 x 4000 x 3500	4220
BlueSoft 3600T1/112	3x900 / 3x3600	RX-112SM/DVS DN100	3 x 1500	66.0-118	110 - 142	90—216	2700 x 4000 x 3500	4420
BlueSoft 4000T1/112	3x1000 / 3x4000	RX-112SM/DVS DN100	3 x 1500	66.0-118	110 - 142	100—240	2700 x 4000 x 3500	4800
BlueSoft 4400T1/112	3x1100 / 3x4400	RX-112SM/DVS DN125	3 x 2000	84.0-142	110 - 142	110—264	2700 x 5400 x 4300	5770
BlueSoft 4800T1/112	3x1200 / 3x4800	RX-112SM/DVS DN125	3 x 2000	84.0-142	110 - 142	120—288	2700 x 5400 x 4300	6060
BlueSoft 5600T1/112	3x1400 / 3x5600	RX-112SM/DVS DN125	3 x 2000	110-142	110 - 142	140—336	2800 x 5400 x 4600	8740
BlueSoft 5600T1/96	3x1400 / 3x5600	RX-96SM/DVS DN150	3 x 2000	150-181	137 - 181	140—336	2800 x 5400 x 4600	8740
BlueSoft 6400T1/96	3x1600 / 3x6400	RX-96SM/DVS DN150	3 x 3000	150-181	137 - 181	160—384	2800 x 8500 x 4600	9320
BlueSoft 7200T1/96	3x1800 / 3x7200	RX-96SM/DVS DN150	3 x 3000	150-181	137 - 181	180—432	2800 x 8500 x 4600	9910
BlueSoft 8000T1/96	3x2000 / 3x8000	RX-96SM/DVS DN150	3 x 3000	150-181	137 - 181	200—480	2800 x 8500 x 4600	10500

If you need more capacity equipment, please contact our colleagues!

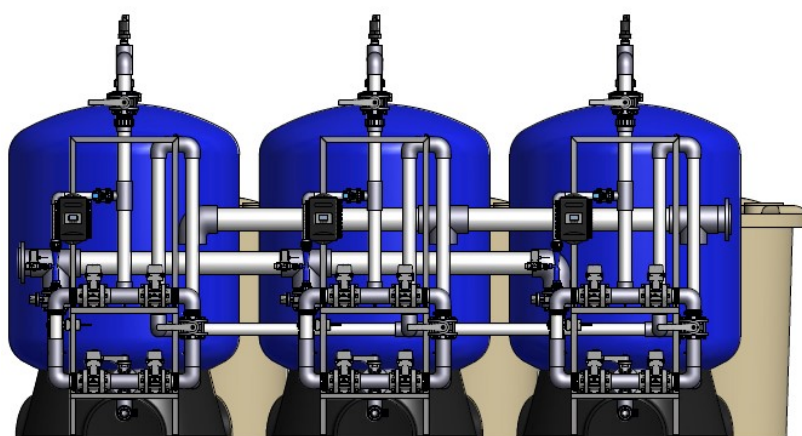
The advantage of **T1 three-tank water softeners** is that all three columns have separate control valves, so they can operate up to three times our rated power.

The three control valves are connected by two communication cables. The three control valves monitor each other's operating status. Only one control valve can regenerate at a time, ensuring a continuous soft water supply. The main field of application of three-tank water softeners is: hotels, condominiums, open-closed cooling circuits, supplementary water supply for swimming pools, but it is recommended to use them wherever, water demand higher than the dimensioned capacity of the equipment may be required from time to time. The three-tank water softener can be further expanded at any time in the future by connecting four or even more columns via the communication cable. In this way, the performance of our equipment can be further increased.

Water softeners with three columns connected in parallel

Part no.	Resin volume / cap. liter/ m ³ x@dH	Vavle system In/out Connection	Brine tank liter	Flow rate m ³ /h 40-50 m/h	Salt consum. Kg/ regen/ tank	Size (mm) H x L x W	Weight Kg
BlueSoft 1600T1/RV	3x400 / 3x1600	RX-SVS/D63 DN80 / DN80	3 x 750	48-60	40—96	2360 x 3750 x 2650	2310
BlueSoft 2000T1/RV	3x500 / 3x2000	RX-SVS/D63 DN80 / DN80	3 x 750	60-75	50—120	2380 x 3750 x 2900	3050
BlueSoft 2400T1/RV	3x600 / 3x2400	RX-SVS/D63 DN80 / DN80	3 x 1000	72-90	60—144	2380 x 3750 x 2920	3350
BlueSoft 2800T1/RV	3x700 / 3x2800	RX-SVS/D75 DN100 / DN100	3 x 1000	84-105	70—168	2425 x 3750 x 2920	3720
BlueSoft 3200T1/RV	3x800 / 3x3200	RX-SVS/D75 DN100 / DN100	3 x 1500	96-120	80—192	2425 x 4125 x 3200	4080
BlueSoft 4000T1/RV	3x1000 / 3x4000	RX-SVS/D75 DN100 / DN100	3 x 1500	120-150	100—240	2620 x 4200 x 3360	5240
BlueSoft 4800T1/RV	3x1200 / 3x4800	RX-SVS/D75 DN125 / DN125	3 x 2000	144-180	120—288	2620 x 4650 x 3650	6620
BlueSoft 5600T1/RV	3x1400 / 3x5600	RX-SVS/D75 DN150 / DN150	3 x 2000	168-210	140—336	2620 x 4650 x 3650	7200
BlueSoft 6400T1/RV	3x1600 / 3x6400	RX-SVS/D90 DN150 / DN150	3 x 3000	192-240	160—384	2700 x 4650 x 4050	10110
BlueSoft 7200T1/RV	3x1800 / 3x7200	RX-SVS/D90 DN150 / DN150	3 x 3000	216-270	180—432	2700 x 4650 x 4050	10700
BlueSoft 8000T1/RV	3x2000 / 3x8000	RX-SVS/D90 DN150 / DN150	3 x 3000	240-300	200—480	2700 x 4650 x 4050	11590

If you need more capacity equipment, please contact our colleagues!



The advantage of **T1 three-tank water softeners** is that all three columns have separate control valves, so they can operate up to three times our rated power.

The three control valves are connected by two communication cables. The three control valves monitor each other's operating status. Only one control valve can regenerate at a time, ensuring a continuous soft water supply. The main field of application of three-tank water softeners is: hotels, condominiums, open-closed cooling circuits, supplementary water supply for swimming pools, but it is recommended to use them wherever, water demand higher than the dimensioned capacity of the equipment may be required from time to time. The three-tank water softener can be further expanded at any time in the future by connecting four or even more columns via the communication cable. In this way, the performance of our equipment can be further increased.

2022/Industrial Two Tank Water Softener Equipment

Two-tank volume-controlled water softener, 1 tank in operation, 1 in standby

642

Part no.	Resin volume / cap. liter/ m ³ x ⁹ dH	Control valve / connection	Brine tank Liter	Flow rate m ³ /h 25-45m/h	Head Flow rate m ³ /h Δp=1-1.75bar	Salt consum. Kg/ regen/ tank	Size (mm) H x L x W	Weight kg
BlueSoft 40D2/65	2x10 / 2x60	RX-65C/DVS 3/4"	70	0.4-1.0	1.1 - 1.5	1.0—2.4	800 x 750 x 900	43
BlueSoft 60D2/65	2x15 / 2x60	RX-65C/DVS 3/4"	70	0.6-1.2	1.1 - 1.5	1.5—3.6	1200 x 600 x 700	55
BlueSoft 120D2/65	2x30 / 2x120	RX-65C/DVS 3/4"	145	1.1-1.5	1.1 - 1.5	3.0—7.2	800 x 750 x 1000	110
BlueSoft 180D2/63	2x45 / 2x180	RX-63C/DVS 1"	145	1.3-2.3	3.1 - 4.2	4.5—10.8	1000 x 900 x 1000	150
BlueSoft 240D2/63	2x60 / 2x240	RX-63C/DVS 1"	200	1.8-3.2	3.1 - 4.2	6—14.4	1650 x 900 x 1000	180
BlueSoft 320D2/63	2x80 / 2x320	RX-63C/DVS 1"	350	2.0-3.6	3.1 - 4.2	8—19.2	1800 x 1200 x 1200	230
BlueSoft 400D2/63	2x100 / 2x400	RX-63C/DVS 1"	350	2.5-4.2	3.1 - 4.2	10—24	2000 x 1250 x 1200	290
BlueSoft 400D2/92	2x100 / 2x400	RX-92A/DVS 1"	350	2.5-4.5	4.7 - 6.5	10—24	2000 x 1250 x 1200	300
BlueSoft 500D2/63	2x125 / 2x500	RX-63C/DVS 1"	350	3.2-4.2	3.1 - 4.2	12.5—30	2300 x 1400 x 1300	350
BlueSoft 500D2/92	2x125 / 2x500	RX-92A/DVS 1"	350	3.2-5.8	4.7 - 6.5	12.5—30	2300 x 1400 x 1300	350
BlueSoft 500D2/74	2x125 / 2x500	RX-74A/DVS 2"	350	3.2-5.8	6.5 - 8.8	12.5—30	2300 x 1400 x 1300	380
BlueSoft 600D2/74	2x150 / 2x600	RX-74A/DVS 2"	500	4.5-8.1	6.5 - 8.8	15—36	2300 x 1400 x 1400	480
BlueSoft 800D2/74	2x200 / 2x800	RX-74A/DVS 2"	750	5.5-8.8	6.5 - 8.8	20—48	2300 x 1600 x 1500	630
BlueSoft 1200D2/74	2x300 / 2x1200	RX-74A/DVS 2"	1000	6.5-8.8	6.5 - 8.8	30—72	2500 x 1700 x 1800	890
BlueSoft 1200D2/99	2x300 / 2x1200	RX-99A/DVS 2"	1000	7.0-12.6	14.4 - 18.8	30—72	2500 x 1700 x 1800	900
BlueSoft 1600D2/99	2x400 / 2x1600	RX-99A/DVS 2"	2 x 750	11.0-18.8	14.4 - 18.8	40—96	2500 x 2050 x 1900	1360

More equipment on the next page!



BlueSoft two-tank water softener

- There is a control valve on both columns
- The control valves are connected by a diverter valve
- The diverter valve controls which tank to supply the soft water
- Only one tank can provide soft water at a time.

2022/Industrial Two Tank Water Softener Equipment

Two-tank volume-controlled water softener, 1 tank in operation, 1 in standby

642

Part no.	Resin volume / cap. liter/ m ³ x@dH	Control valve / connection	Brine tank liter	Flow rate m ³ /h 25-45m/h	Head Flow rate m ³ /h Δp=1-1.75bar	Salt consum. Kg/ regen/ tank	Size (mm) H x L x W	Weight kg
BlueSoft 1800D2/99	2x450 / 2x1800	RX-99A/DVS 2"	2 x 750	11.0-18.8	14.4 - 18.8	45—108	2500 x 2050 x 1900	1460
BlueSoft 2000D2/99	2x500 / 2x2000	RX-99A/DVS 2"	2 x 750	11.0-18.8	14.4 - 18.8	50—120	2500 x 2050 x 1900	1560
BlueSoft 2400D2/99	2x600 / 2x2400	RX-99A/DVS 2"	2 x 1000	16.0-18.8	14.4 - 18.8	60—144	2500 x 2400 x 2100	1940
BlueSoft 2800D2/99	2x700 / 2x2800	RX-99A/DVS 2"	2 x 1000	16.0-18.8	14.4 - 18.8	70—168	2500 x 2400 x 2100	2140
BlueSoft 2800D2/112	2x700 / 2x2800	RX-112SM/DVS 3"	2 x 1000	16.0-28.8	36.9 - 47.5	70—168	2500 x 2400 x 3100	2240
BlueSoft 3200D2/112	2x800 / 2x3200	RX-112SM/DVS 3"	2 x 1500	22.0-39.6	36.9 - 47.5	80—192	2500 x 2800 x 3500	2830
BlueSoft 3600D2/112	2x900 / 2x3600	RX-112SM/DVS 3"	2 x 1500	22.0-39.6	36.9 - 47.5	90—216	2500 x 2500 x 3500	2980
BlueSoft 4000D2/112	2x1000 / 2x4000	RX-112SM/DVS 3"	2 x 1500	22.0-39.6	36.9 - 47.5	100—240	2500 x 2500 x 3500	3180
BlueSoft 4400D2/112	2x1100 / 2x4400	RX-112SM/DVS 3"	2 x 2000	28.0-47.5	36.9 - 47.5	110—264	2700 x 2900 x 4000	3790
BlueSoft 4800D2/112	2x1200 / 2x4800	RX-112SM/DVS 3"	2 x 2000	28.0-47.5	36.9 - 47.5	120—288	2700 x 2900 x 4000	3990
BlueSoft 5600D2/112	2x1400 / 2x5600	RX-112SM/DVS 3"	2 x 2000	36.9-47.5	36.9 - 47.5	140—336	2800 x 3700 x 4600	5770
BlueSoft 5600D2/96	2x1400 / 2x5600	RX-96SM/DVS 3"	2 x 2000	50-60.5	45.7 - 60.5	140—336	2800 x 3700 x 4600	5770
BlueSoft 6400D2/96	2x1600 / 2x6400	RX-96SM/DVS 3"	2 x 3000	50-60.5	45.7 - 60.5	160—384	2800 x 3700 x 4600	6160
BlueSoft 7200D2/96	2x1800 / 2x7200	RX-96SM/DVS 3"	2 x 3000	50-60.5	45.7 - 60.5	180—432	2800 x 3700 x 4600	6550
BlueSoft 8000D2/96	2x2000 / 2x8000	RX-96SM/DVS 3"	2 x 3000	50-60.5	45.7 - 60.5	200—480	2800 x 3700 x 4600	6940

If you need more capacity equipment, please contact our colleagues!



Advantages of the D2 two-tank water softener:

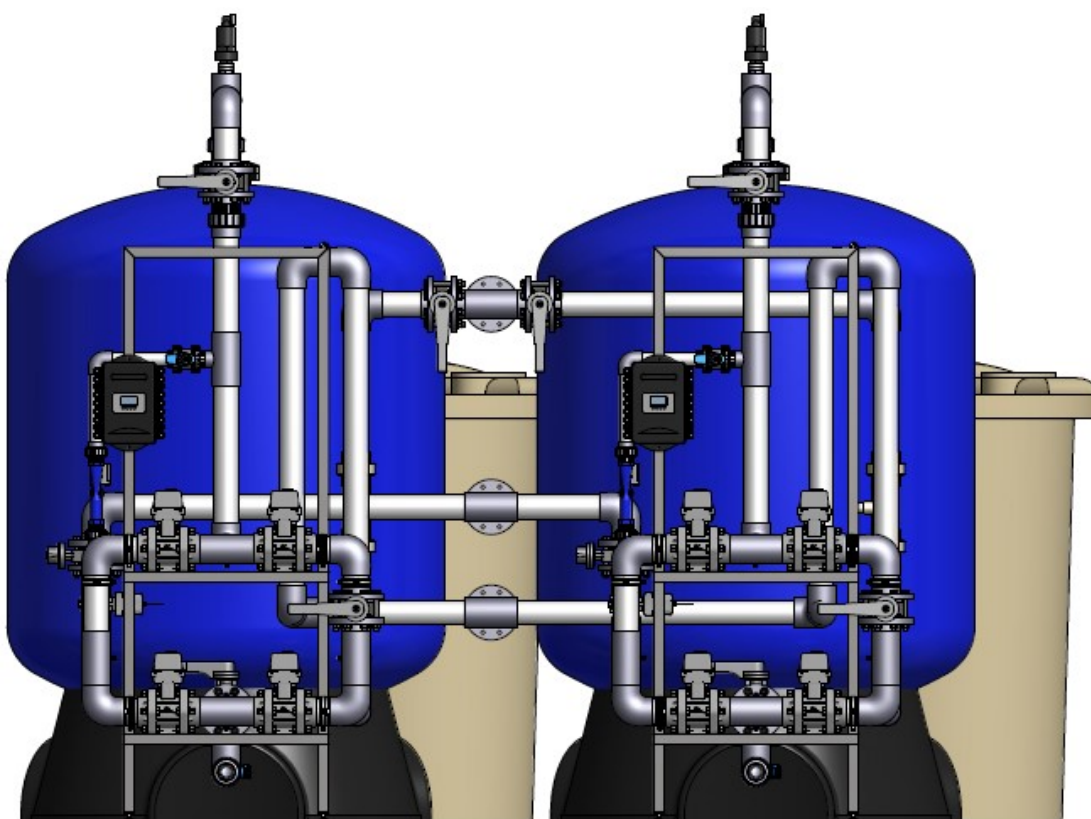
- Each tank is controlled by a separate valve system.
- One tank is always in standby mode and the other tank provides soft water continuously.

2022/Industrial Two Tank Water Softeners with RX Custom Valve System

Two-tank volume-controlled water softener, 1 tank in operation, 1 in standby

Part no.	Resin volume / cap. liter/ m ³ x ² dH	Valve system In/out Connection	Brine tank liter	Flow rate m ³ /h 40-50 m/h	Salt consum. Kg/ regen/ tank	Size (mm) H x L x W	Weight kg
BlueSoft 1600D2/RV	2x400 / 2x1600	RX-SVS/D63 DN80 / DN80	2 x 750	16-20	40—96	2360 x 2650 x 2500	1490
BlueSoft 2000D2/RV	2x500 / 2x2000	RX-SVS/D63 DN80 / DN80	2 x 750	20-25	50—120	2380 x 2920 x 2500	1850
BlueSoft 2400D2/RV	2x600 / 2x2400	RX-SVS/D63 DN80 / DN80	2 x 1000	24-30	60—144	2380 x 2920 x 2500	2100
BlueSoft 2800D2/RV	2x700 / 2x2800	RX-SVS/D75 DN80 / DN80	2 x 1000	28-35	70—168	2425 x 2920 x 2500	2290
BlueSoft 3200D2/RV	2x800 / 2x3200	RX-SVS/D75 DN80 / DN80	2 x 1500	32-40	80—192	2425 x 3200 x 2750	2430
BlueSoft 4000D2/RV	2x1000 / 2x4000	RX-SVS/D75 DN100 / DN100	2 x 1500	40-50	100—240	2620 x 3360 x 2800	3050
BlueSoft 4800D2/RV	2x1200 / 2x4800	RX-SVS/D75 DN100 / DN100	2 x 2000	48-60	120—288	2620 x 3650 x 3100	3860
BlueSoft 5600D2/RV	2x1400 / 2x5600	RX-SVS/D75 DN100 / DN100	2 x 2000	56-70	140—336	2620 x 3650 x 3100	4360
BlueSoft 6400D2/RV	2x1600 / 2x6400	RX-SVS/D90 DN125 / DN125	2 x 3000	64-80	160—384	2700 x 4050 x 3100	5200
BlueSoft 7200D2/RV	2x1800 / 2x7200	RX-SVS/D90 DN125 / DN125	2 x 3000	72-90	180—432	2700 x 4050 x 3100	5690
BlueSoft 8000D2/RV	2x2000 / 2x8000	RX-SVS/D90 DN150 / DN150	2 x 3000	80-100	200—480	2700 x 4050 x 3100	6280

If you need more capacity equipment, please contact our colleagues!



Advantages of the D2 two-tank water softener:

- Each tank is controlled by a separate valve system.
- One tank is always in standby mode and the other tank provides soft water continuously.

2022/Industrial Triple Water Softeners

Three-tank volume-controlled water softener, 2 columns in operation, 1 in standby

642

Part no.	Resin volume / cap. liter / m ³ x°dH	Control valve / connection	Brine tank liter	Flow rate m ³ /h 25-45m/h	Head Flow rate m ³ /h Δp=1-1.75bar	Salt consum. Kg/ regen/ tank	Size (mm) H x L x W	Weight Kg
BlueSoft 180T2/63	3x45 / 3x180	RX-63C/DVS 5/4"	3 x 70	2.5-4.5	6.2 - 8.4	4.5—10.8	1600 x 1410 x 640	240
BlueSoft 240T2/63	3x60 / 3x240	RX-63C/DVS 6/4"	3 x 145	3.5-6.3	6.2 - 8.4	6—14.4	1450 x 1550 x 690	270
BlueSoft 320T2/63	3x80 / 3x320	RX-63C/DVS 6/4"	3 x 145	4.0-7.2	6.2 - 8.4	8—19.2	1610 x 2050 x 900	350
BlueSoft 400T2/63	3x100 / 3x400	RX-63C/DVS 6/4"	3 x 200	5.0-8.4	6.2 - 8.4	10—24	1890 x 2100 x 920	450
BlueSoft 400T2/92	3x100 / 3x400	RX-92A/DVS 6/4"	3 x 200	5.0-9.0	9.5 - 13.0	10—24	1890 x 2100 x 920	460
BlueSoft 500T2/63	3x125 / 3x500	RX-63C/DVS 6/4"	3 x 200	6.5-8.4	6.2 - 8.4	12.5—30	1930 x 2240 x 970	550
BlueSoft 500T2/92	3x125 / 3x500	RX-92A/DVS 6/4"	3 x 200	6.5-11.7	9.5 - 13.0	12.5—30	1930 x 2240 x 970	550
BlueSoft 500T2/74	3x125 / 3x500	RX-74A/DVS 6/4"	3 x 200	6.5-11.7	13.0 - 17.6	12.5—30	1930 x 2240 x 970	580
BlueSoft 600T2/74	3x150 / 3x600	RX-74A/DVS 2"	3 x 350	9.0-16.2	13.0 - 17.6	15—36	1980 x 2480 x 1240	710
BlueSoft 800T2/74	3x200 / 3x800	RX-74A/DVS 2"	3 x 500	11.0-17.6	13.0 - 17.6	20—48	1980 x 2670 x 1400	980
BlueSoft 1200T2/74	3x300 / 3x1200	RX-74A/DVS 2"	3 x 750	14.0-17.6	13.0 - 17.6	30—72	2170 x 2880 x 1580	1410
BlueSoft 1200T2/99	3x300 / 3x1200	RX-99A/DVS 3"	3 x 750	14.0-25.2	28.8 - 37.6	30—72	2170 x 2880 x 1580	1430
BlueSoft 1600T2/99	3x400 / 3x1600	RX-99A/DVS 3"	3 x 750	22.0-37.6	28.8 - 37.6	40—96	2490 x 3310 x 1730	2060
BlueSoft 1800T2/99	3x450 / 3x1800	RX-99A/DVS 3"	3 x 750	22.0-37.6	28.8 - 37.6	45—108	2490 x 3310 x 1730	2210
BlueSoft 2000T2/99	3x500 / 3x2000	RX-99A/DVS 3"	3 x 750	22.0-37.6	28.8 - 37.6	50—120	2490 x 3310 x 1730	2360
More equipment on the next page!								

2022/Industrial Triple Water Softeners

Three-tank volume-controlled water softener, 2 columns in operation, 1 in standby

Part no.	Resin volume / cap. liter/ m ³ x \varnothing dH	Control valve / connection	Brine tank liter	Flow rate m ³ /h 25-45m/h	Head Flow rate m ³ /h $\Delta p=1-1.75$ bar	Salt consum. Kg/ regen/ tank	Size (mm) H x L x W	Weight Kg
BlueSoft 2400T2/99	3x600 /3x2400	RX-99A/DVS 3"	3 x 1000	32.0-37.6	28.8 - 37.6	60—144	2500 x 3800 x 2020	2940
BlueSoft 2800T2/99	3x700 /3x2800	RX-99A/DVS 3"	3 x 1000	32.0-37.6	28.8 - 37.6	70—168	2580 x 2730 x 3420	3230
BlueSoft 2800T2/112	3x700 /3x2800	RX-112SM/ DVS DN100	3 x 1000	32.0-57.6	73.8 - 95.0	70—168	2550 x 3800 x 3400	3360
BlueSoft 3200T2/112	3x800 /3x3200	RX-112SM/ DVS DN100	3 x 1500	44.0-79.2	73.8 - 95.0	80—192	2550 x 3800 x 3400	4240
BlueSoft 3600T2/112	3x900 /3x3600	RX-112SM/ DVS DN100	3 x 1500	44.0-79.2	73.8 - 95.0	90—216	2700 x 4500 x 3700	4540
BlueSoft 4000T2/112	3x1000 /3x4000	RX-112SM/ DVS DN100	3 x 1500	44.0-79.2	73.8 - 95.0	100—240	2700 x 5500 x 3700	4820
BlueSoft 4400T2/112	3x1100 /3x4400	RX-112SM/ DVS DN125	3 x 2000	56.0-95.0	73.8 - 95.0	110—264	2700 x 5500 x 4400	5790
BlueSoft 4800T2/112	3x1200 /3x4800	RX-112SM/ DVS DN125	3 x 2000	56.0-95.0	73.8 - 95.0	120—288	2700 x 5500 x 4400	6080
BlueSoft 5600T2/112	3x1400 /3x5600	RX-112SM/ DVS DN125	3 x 2000	73.8-95.0	73.8 - 95.0	140—336	2800 x 5500 x 5000	8760
BlueSoft 5600T2/96	3x1400 /3x5600	RX-96SM/DVS DN125	3 x 2000	100-121	91.4 - 121	140—336	2800 x 5500 x 5000	8760
BlueSoft 6400T2/96	3x1600 /3x6400	RX-96SM/DVS DN125	3 x 3000	100-121	91.4 - 121	160—384	2800 x 8500 x 5700	9790
BlueSoft 7200T2/96	3x1800 /3x7200	RX-96SM/DVS	3 x 3000	100-121	91.4 - 121	180—432	2800 x 8500 x 5700	10380
BlueSoft 8000T2/96								10970



BlueSoft three-tank water softener

Advantages of the T2 three-tank water softener:

- Separate valve for each tank, peak flow rate twice the classic duplex softener.
- A tank is always in standby mode. Two columns continuously provide soft water, while the third is regenerating or on standby.

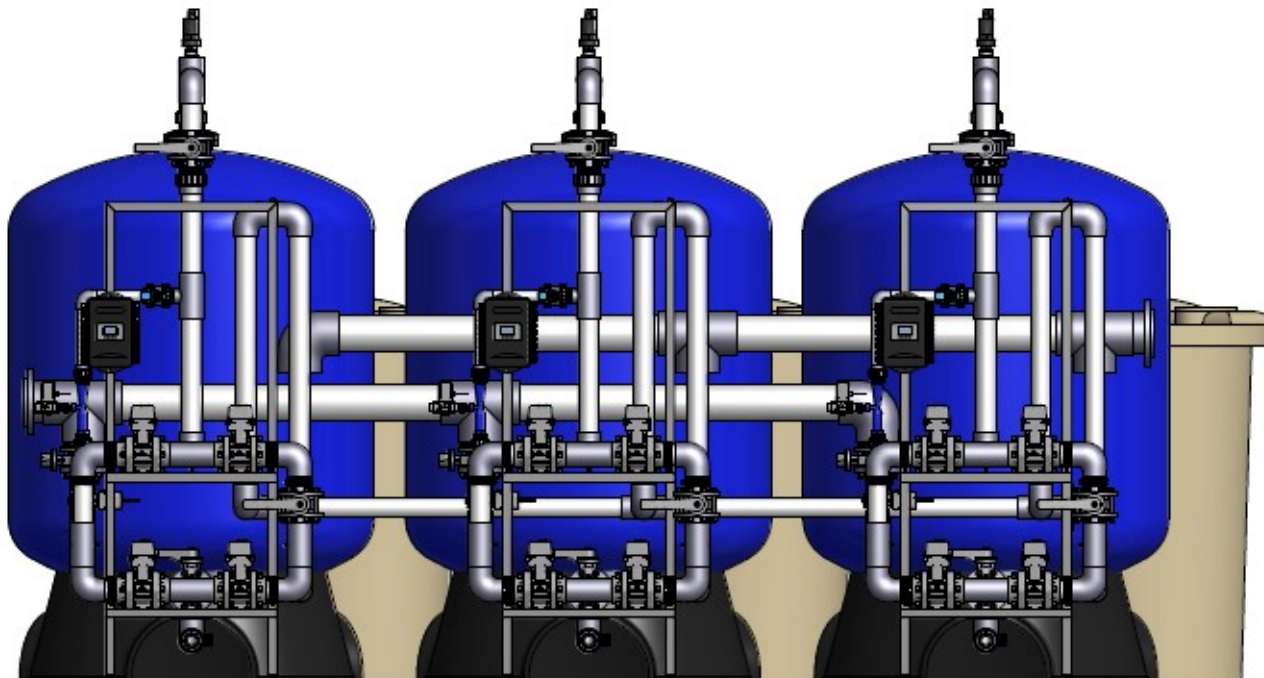
2022/Industrial Triple Water Softeners with RX custom valve system

Three-tank volume-controlled water softener, 2 columns in operation, 1 in standby

642

Part no.	Resin volume / cap. liter/ m ³ x ² dH	Valve system In/out Connection	Brine tank liter	Flow rate m ³ /h 40-50 m/h	Salt consum. Kg/ regen/ tank	Size (mm) H x L x W	Weight kg
BlueSoft-1600T2/RV	3x400 / 3x1600	RX-SVS/D63 DN80 / DN80	3 x 750	32-40	40—96	2360 x 3750 x 2650	2310
BlueSoft-2000T2/RV	3x500 / 3x2000	RX-SVS/D63 DN80 / DN80	3 x 750	40-50	50—120	2380 x 3750 x 2900	3050
BlueSoft-2400T2/RV	3x600 / 3x2400	RX-SVS/D63 DN80 / DN80	3 x 1000	48-60	60—144	2380 x 3750 x 2920	3350
BlueSoft-2800T2/RV	3x700 / 3x2800	RX-SVS/D75 DN100 / DN100	3 x 1000	56-70	70—168	2425 x 3750 x 2920	3720
BlueSoft-3200T2/RV	3x800 / 3x3200	RX-SVS/D75 DN100 / DN100	3 x 1500	64-80	80—192	2425 x 4125 x 3200	4080
BlueSoft-4000T2/RV	3x1000 / 3x4000	RX-SVS/D75 DN100 / DN100	3 x 1500	80-100	100—240	2620 x 4200 x 3360	5240
BlueSoft-4800T2/RV	3x1200 / 3x4800	RX-SVS/D75 DN125 / DN125	3 x 2000	96-120	120—288	2620 x 4650 x 3650	6620
BlueSoft-5600T2/RV	3x1400 / 3x5600	RX-SVS/D75 DN150 / DN150	3 x 2000	112-140	140—336	2620 x 4650 x 3650	7200
BlueSoft-6400T2/RV	3x1600 / 3x6400	RX-SVS/D90 DN150 / DN150	3 x 3000	128-160	160—384	2700 x 4650 x 4050	10110
BlueSoft-7200T2/RV	3x1800 / 3x7200	RX-SVS/D90 DN150 / DN150	3 x 3000	144-180	180—432	2700 x 4650 x 4050	10700
BlueSoft-8000T2/RV	3x2000 / 3x8000	RX-SVS/D90 DN150 / DN150	3 x 3000	160-200	200—480	2700 x 4650 x 4050	11590

If you need more capacity equipment, please contact our colleagues!



Advantages of the T2 three-tank water softener:

- Separate valve for each tank, peak flow rate twice the classic duplex softener.
- A tank is always in standby mode. Two columns continuously provide soft water, while the third is regenerating or on standby.

2022/Industrial Two-Tank Water Softeners Equipped with a Control valve

Two-tank volume-controlled water softeners with one control valve, 1 tank in operation, 1 in standby

642

Part no.	Resin volume / cap. liter m ³ x ² dH	Control valve / connection	Brine tank Liter	Flow rate m ³ /h 25-45m/h	Salt consum. regen/tank kg	Size (mm) H x L x W	Weight kg
BlueSoft 40D3/73	2x10 / 2x40	RX-73A/DVS 1"	25	0.4-1.0	1.0—2.4	890 x 740 x 640	37
BlueSoft 60D3/73	2x15 / 2x60	RX-73A/DVS 1"	70	0.6-1.2	1.5—3.6	920 x 580 x 560	49
BlueSoft 120D3/73	2x30 / 2x120	RX-73A/DVS 1"	145	1.1-1.5	3.0—7.2	920 x 740 x 640	110
BlueSoft 180D3/73	2x45 / 2x180	RX-73A/DVS 1"	145	1.3-2.3	4.5—10.8	1410 x 840 x 640	150
BlueSoft 240D3/73	2x60 / 2x240	RX-73A/DVS 1"	200	1.8-3.2	6—14.4	1260 x 930 x 870	180
BlueSoft 320D3/73	2x80 / 2x320	RX-73A/DVS 1"	350	2.0-3.6	8—19.2	1420 x 1200 x 1090	230
BlueSoft 400D3/73	2x100 / 2x400	RX-73A/DVS 1"	350	2.5-3.2	10—24	1700 x 1240 x 1100	290
BlueSoft 400D3/135	2x100 / 2x400	RX-135A/DVS 6/4"	350	2.5-4.5	10—24	1700 x 1240 x 1100	300
BlueSoft 500D3/73	2x125 / 2x500	RX-73A/DVS 1"	350	3.0-3.2	12.5—30	1730 x 1330 x 1160	350
BlueSoft 500D3/135	2x125 / 2x500	RX-135A/DVS 6/4"	350	3.0-5.8	12.5—30	1730 x 1330 x 1160	360
BlueSoft 600D3/135	2x150 / 2x600	RX-135A/DVS 6/4"	500	4.5-8.1	15—36	2300 x 1400 x 1400	480
BlueSoft 800D3/135	2x200 / 2x800	RX-135/DVS 6/4"	750	5.5-10.3	20—48	2300 x 1600 x 1500	630
BlueSoft 1200D3/135	2x300 / 2x1200	RX-135A/DVS 6/4"	1000	7.0-10.8	30—72	2500 x 1700 x 1800	890
BlueSoft 1600D3/135	2x400 / 2x1600	RX-135A/DVS 6/4"	1500	10.0-10.8	40—96	2500 x 2050 x 1900	1350



BS-600D3/135



BS-120D3/73

Advantages of the D3 two-tank water softener:

One tank is always in standby mode, while the other tank provides soft water continuously.

2022/Filter cartridges

Filter cartridges that can be combined and connected in series



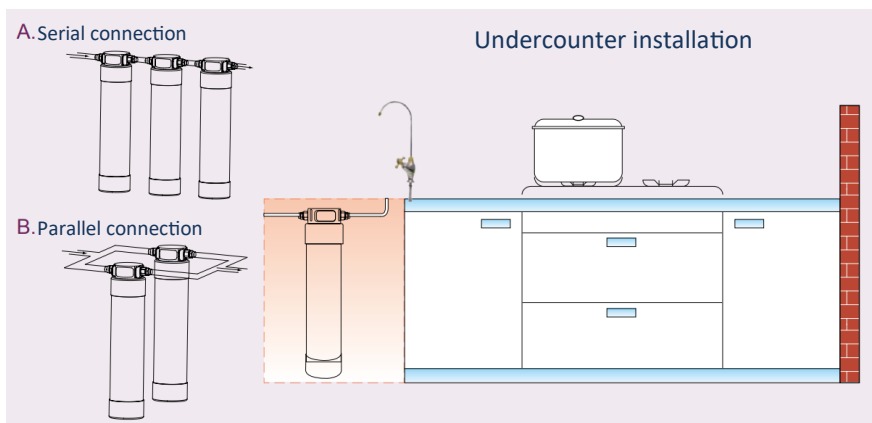
BS-520

Filter cartridges connected in series

						311
Part no.	Product	Media	Conn.	Flow rate	Capacity	
BS-517	5x17" tank with flowing head, without media	3.5 liter	3/8"	-	-	
BS-517CE	Water softener filter	3.5 liter	3/8"	9l/min.	1500 lit (10°dH)	
BS-517NI	Nitrate removal filter	3.5 liter	3/8"	2 l/min.	860 lit	
BS-517AS	Arsenic removal filter	3.5 liter	3/8"	3 l/min.	160 000 lit	
BS-517MB	Desalination filter	3.5 liter	3/8"	5 l/min.	270 lit	
BS-517FE	Iron removal filter	3.5 liter	3/8"	3 l/min.	40 lit	
BS-517HF	5 micron mechanical filtration	3.5 liter	3/8"	3 l/min.	2000 lit	
BS-517AT	Activated carbon filter	3.5 liter	3/8"	3 l/min.	800 lit	
BS-520	5x20" tank with flowing head, without media	4.5 liter	3/8"	-	-	
BS-520CE	Water softener filter	4.5 liter	3/8"	9l/min.	1800 lit (10°dH)	
BS-520NI	Nitrate removal filter	4.5 liter	3/8"	2 l/min.	1000 lit	
BS-520AS	Arsenic removal filter	4.5 liter	3/8"	3 l/min.	190 000 lit	
BS-520MB	Desalination filter	4.5 liter	3/8"	5 l/min.	320 lit	
BS-520FE	Iron removal filter	4.5 liter	3/8"	3 l/min.	10000 lit	
BS-520HF	5 micron mechanical filtration	4.5 liter	3/8"	3 l/min.	10000 lit	
BS-520AT	Activated carbon filter	4.5 liter	3/8"	3 l/min.	10000 lit	

Water quality greatly influences the above-mentioned parameters!

Structure, installation suggestions



2022/Iron removal equipment with BIRM media

Time-controlled iron removal equipment with BIRM media

Hand controlled iron removal equipment with BIRM media:

711

Part no.	Birm liter	Control valve / connection	Flow rate m ³ /h	Surface M2	Backwash flow rate	Weight Kg	Size H x L x W (mm)
BlueSoft -1035BT/56	24	RX-56F-MHF 1"	0.4-0.8	0.05	1.5 m ³ /h	37	1250 x 270 x 270

Time-controlled iron removal equipment with BIRM media:

711

Part no.	Birm liter	Control valve / connection	Flow rate m ³ /h	Surface m ²	Backwash flow rate	Weight kg	Size H x L x W (mm)
BlueSoft-1054BT/67	43	RX-67C/DTF 1"	0.5-1.0	0.05	1.5 m ³ /h	59	1600 x 300 x 270
BlueSoft-1354BT/67	71	RX-67C/DTF 1"	0.8-1.6	0.08	2.4 m ³ /h	83	1610 x 350 x 350
BlueSoft-1465BT/67	85	RX-67C/DTF 1"	1.0-2.0	0.1	3.0 m ³ /h	110	1890 x 370 x 370
BlueSoft-1665BT/67	114	RX-67C/DTF 1"	1.3-2.6	0.13	3.9 m ³ /h	140	1920 x 420 x 420
BlueSoft-1865BT/75	170	RX-75C/DTF 2"	1.8-3.6	0.18	5.4 m ³ /h	180	1940 x 500 x 500
BlueSoft-2162BT/75	198	RX-75C/DTF 2"	2.2-4.4	0.22	6.6 m ³ /h	250	1980 x 560 x 560
BlueSoft-2472BT/75	255	RX-75C/DTF 2"	2.8-5.6	0.28	8.4 m ³ /h	330	2170 x 620 x 620
BlueSoft-3072BT/111	396	RX-111A/DTF 2"	4.4-8.8	0.44	12 m ³ /h	560	2490 x 770 x 770
BlueSoft-3672BT/111	566	RX-111A/DTF 2"	6.4-12.8	0.64	16 m ³ /h	860	2700 x 940 x 940
BlueSoft-4272BT/111	792	RX-111A/DTF 2"	8.8-17.6	0.88	22 m ³ /h	1170	2700 x 1200 x 1200
BlueSoft-4872BT/111	991	RX-111A/DTF 2"	11.2-22.4	1.12	28 m ³ /h	1540	2700 x 1400 x 1400

Iron equivalent (mg/l) = 1 x Fe index (mg/l) + 2 x Mn index (mg/l)
 Determination of the Filtration velocity according to iron equivalent:

Iron equivalent	Filtration velocity
<0.2 mg/l	18 m/h
0.5 mg/l	15 m/h
1.0 mg/l	12 m/h
1.5 mg/l	10m/h
2.0 mg/l	8 m/h
3.0 mg/l	6 m/h

Required filtering surface (m²) = Flow rate (m³/h) / Filtration velocity (m/h)

Birm Capacity: 1,4 gFe/l
 Backwash: 25-30 m/h
 Bed depth: 90 cm
 Water pH-range: 6,8 – 9,0

The solve oxigene index has to be 15% of the iron index.
 The free chlorid index has to be lower than 0,5 mg/l.
 The sulphurhydrogene has to be removed before the filter.



Birm®

BlueSoft 1054BT-RX

2022/Iron removal equipment with BIRM media

Time-controlled iron removal equipment with BIRM media, RX individual valve system

711

Part no.	Birm liter	Valve system In/out Connection	Flow rate m ³ /h	Surface M2	Backwash flow rate	Weight Kg	Size (mm) H x L x W
BlueSoft-3072BT/RV	397	RX-FVS/D63 Ø63 / Ø63	4.4-8.8	0.44	13 m ³ /h	630	2360 x 1690 x 1800
BlueSoft-3672BT/RV	566	RX-FVS/D63 Ø63 / Ø63	6.4-12.8	0.64	19 m ³ /h	860	2370 x 1840 x 2000
BlueSoft-4272BT/RV	792	RX-FVS/D63 Ø63 / Ø63	8.8-17.6	0.88	26 m ³ /h	1240	2620 x 2000 x 2300
BlueSoft-4872BT/RV	1019	RX-FVS/D75 Ø75 / Ø75	11.2-22.4	1.12	34 m ³ /h	1640	2620 x 2150 x 2500
BlueSoft-6386BT/RV	1811	RX-FVS/D75 Ø75 / Ø75	20-40	2.00	60 m ³ /h	2990	2700 x 2550 x 3000

Iron equivalent (mg/l) = 1 x Fe index (mg/l) + 2 x Mn index (mg/l)

Determination of the Filtration velocity according to iron equivalent:

Iron equivalent	Filtration velocity
<0.2 mg/l	18 m/h
0.5 mg/l	15 m/h
1.0 mg/l	12 m/h
1.5 mg/l	10m/h
2.0 mg/l	8 m/h
3.0 mg/l	6 m/h

Required filtering surface (m²) = Flow rate (m³/h) / Filtration velocity (m/h)

Birm Capacity: 1,4 gFe/l

Backwash: 25-30 m/h

Bed depth: 90 cm

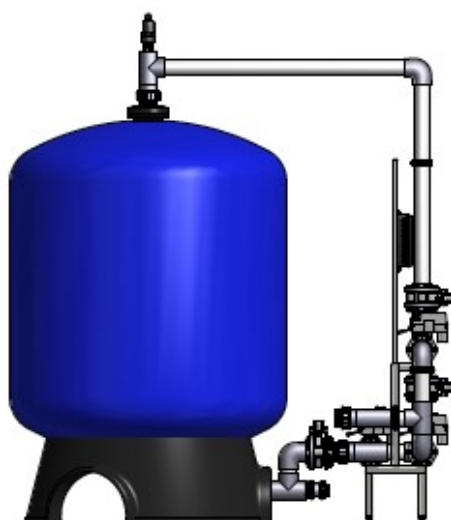
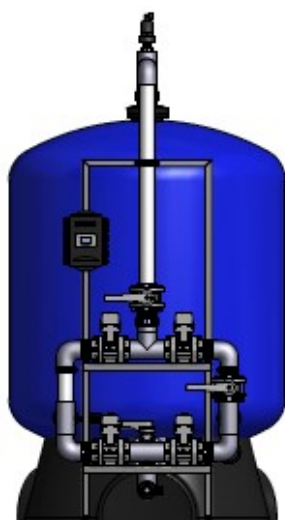
Water pH-range: 6,8 – 9,0

The solve oxigene index has to be 15% of the iron index.

The free chlorid index has to be lower than 0,5 mg/l.

The sulphurhydrogene has to be removed before the filter.

Birm®



2022/Iron removal equipment with BIRM media

Time-controlled iron removal equipment with BIRM media, individual valve system

711

Part no.	Birm liter	Valve system In/out Connection	Flow rate m ³ /h	Surface M2	Backwash flow rate	Weight Kg	Size (mm) H x L x W
BlueSoft-3072BT/IV	397	IFVS63/63 DN50	4.4-8.8	0.44	13 m ³ /h	630	2360 x 1690 x 1800
BlueSoft-3672BT/IV	566	IFVS63/63 DN50	6.4-12.8	0.64	19 m ³ /h	860	2370 x 1840 x 2000
BlueSoft-4272BT/IV	792	IFVS63/63 DN65	8.8-17.6	0.88	26 m ³ /h	1240	2620 x 2000 x 2300
BlueSoft-4872BT/IV	1019	IFVS63/90 DN65	11.2-22.4	1.12	34 m ³ /h	1640	2620 x 2150 x 2500
BlueSoft-6386BT/IV	1811	IFVS90/90 DN100	20-40	2.00	60 m ³ /h	2990	2700 x 2550 x 3000

Iron equivalent (mg/l) = 1 x Fe index (mg/l) + 2 x Mn index (mg/l)

Determination of the Filtration velocity according to iron equivalent:

Iron equivalent	Filtration velocity
<0.2 mg/l	18 m/h
0.5 mg/l	15 m/h
1.0 mg/l	12 m/h
1.5 mg/l	10m/h
2.0 mg/l	8 m/h
3.0 mg/l	6 m/h

Required filtering surface (m²) = Flow rate (m³/h) / Filtration velocity (m/h)

Birm Capacity: 1,4 gFe/l
 Backwash: 25-30 m/h
 Bed depth: 90 cm
 Water pH-range: 6,8 – 9,0

The solve oxigene index has to be 15% of the iron index.

The free chlorid index has to be lower than 0,5 mg/l.

The sulphurhydrogene has to be removed before the filter.



BS-6386BT/IV

Birm®

2022/Iron and manganese removal equipment with Pyrolox Advantage

Time-controlled iron and manganese removal with Pyrolox Advantage media

Hand-controlled iron and manganese removal equipment with Pyrolox Advantage media:

711

Part no.	Pyrolox A. liter	Control valve / connection	Flow rate m ³ /h	Surface M2	Backwash flow rate	Weight Kg	Size (mm) H x L x W
BlueSoft 1035PA/56	13.6 (1 zsák)	RX-56F-MHF 1"	0.4-0.8	0.05	1.75 m ³ /h	75	1250 x 270 x 270

Time-controlled iron and manganese remover with Pyrolox Advantage media:
time-automatic backwash Pyrolox iron and manganese removal equipment:

711

Part no.	Pyrolox A. liter	Control valve / connection	Flow rate m ³ /h	Surface M2	Backwash flow rate	Weight Kg	Size (mm) H x L x W
BlueSoft 1054PA/67	20.4 (1.5 zsák)	RX-67C/DTF 1"	0.5-1.0	0.05	1.75 m ³ /h	88	1600 x 270 x 270
BlueSoft 1354PA/67	34 (2.5 zsák)	RX-67C/DTF 1"	0.8-1.6	0.08	2.8 m ³ /h	140	1610 x 350 x 350
BlueSoft 1465PA/67	40.8 (3 zsák)	RX-67C/DTF 1"	1.0-2.0	0.1	3.5 m ³ /h	170	1890 x 370 x 370
BlueSoft 1665PA/67	54.4 (4 zsák)	RX-67C/DTF 1"	1.3-2.6	0.13	4.55 m ³ /h	210	1930 x 420 x 420
BlueSoft 1865PA/75	68 (5 zsák)	RX-75C/DTF 2"	1.8-3.6	0.18	6.3 m ³ /h	280	1980 x 500 x 500
BlueSoft 2162PA/75	81.6 (6 zsák)	RX-75C/DTF 2"	2.2-4.4	0.22	7.7 m ³ /h	380	2080 x 560 x 560
BlueSoft 2472PA/75	108.8 (8 zsák)	RX-75C/DTF 2"	2.8-5.6	0.28	9.8 m ³ /h	500	2170 x 620 x 620
BlueSoft 3072PA/111	176.8 (13 zsák)	RX-111A/DTF 2"	4.4-8.8	0.44	15.4 m ³ /h	820	2490 x 700 x 700
BlueSoft 3672PA/111	244.8 (18 zsák)	RX-111A/DTF 2"	6.4-12.8	0.64	22.4 m ³ /h	1240	2500 x 940 x 940
BlueSoft 4272PA/112	353.6 (26 zsák)	RX-112SM/DTF 2.5"	8.8-17.6	0.88	30.8 m ³ /h	1680	2530 x 1210 x 1070
BlueSoft 4872PA/112	435.2 (32 zsák)	RX-112SM/DTF 2.5"	11.2-22.4	1.12	39.2 m ³ /h	2270	2530 x 1210 x 1070

Iron equivalent (mg/l) = 1 x Fe index (mg/l) + 2 x Mn index (mg/l) + 5 x H2S (mg/l)

Determination of the filtration velocity according to iron equivalent:

Iron equivalent	Filtration velocity
<0.2 mg/l	18 m/h
0.5 mg/l	15 m/h
1.0 mg/l	13 m/h
1.5 mg/l	12 m/h
2.0 mg/l	10 m/h
3.0 mg/l	8 m/h

Required filtering surface (m²) = Flow rate (m³/h) / Filtration velocity (m/h)

Important working conditions of Pyrolox Advantage:

Backwash:	60-70m/h
Bed depth:	30-45cm
Water pH-range:	6,5 – 9,0
Free volume:	min. 40% of the bed depth
Resistant to chlorine	



2022/RX custom valve equipment with Pyrolox Advantage media

Time-controlled iron and manganese removers with RX individual valve system with Pyrolox Advantage

711

Part no.	Pyrolox A. liter	Valve system / connection	Flow rate m ³ /h	Surface m ²	Backwash flow rate	Weight Kg	Size (mm) H x L x W
BlueSoft-3072PA/RV	176.8 (13 zsák)	RX-FVS/D63 Ø63 / Ø63	4.4-8.8	0.44	15.4 m ³ /h	900	2360 x 1690 x 1250
BlueSoft-3672PA/RV	244.8 (18 zsák)	RX-FVS/D63 Ø63 / Ø63	6.4-12.8	0.64	22.4 m ³ /h	1250	2370 x 1840 x 1300
BlueSoft-4272PA/RV	353.6 (26 zsák)	RX-FVS/D75 Ø75 / Ø75	8.8-17.6	0.88	30.8 m ³ /h	1770	2620 x 2000 x 1300
BlueSoft-4872PA/RV	435.2 (32 zsák)	RX-FVS/D75 Ø75 / Ø75	11.2-22.4	1.12	39.2 m ³ /h	2300	2620 x 2150 x 1300
BlueSoft-6386PA/RV	816 (60 zsák)	RX-FVS/D75 Ø75 / Ø75	16-36	2.00	70 m ³ /h	4170	2700 x 2550 x 1350

Iron equivalent (mg/l) = 1 x Fe index (mg/l) + 2 x Mn index (mg/l) + 5 x H2S (mg/l)

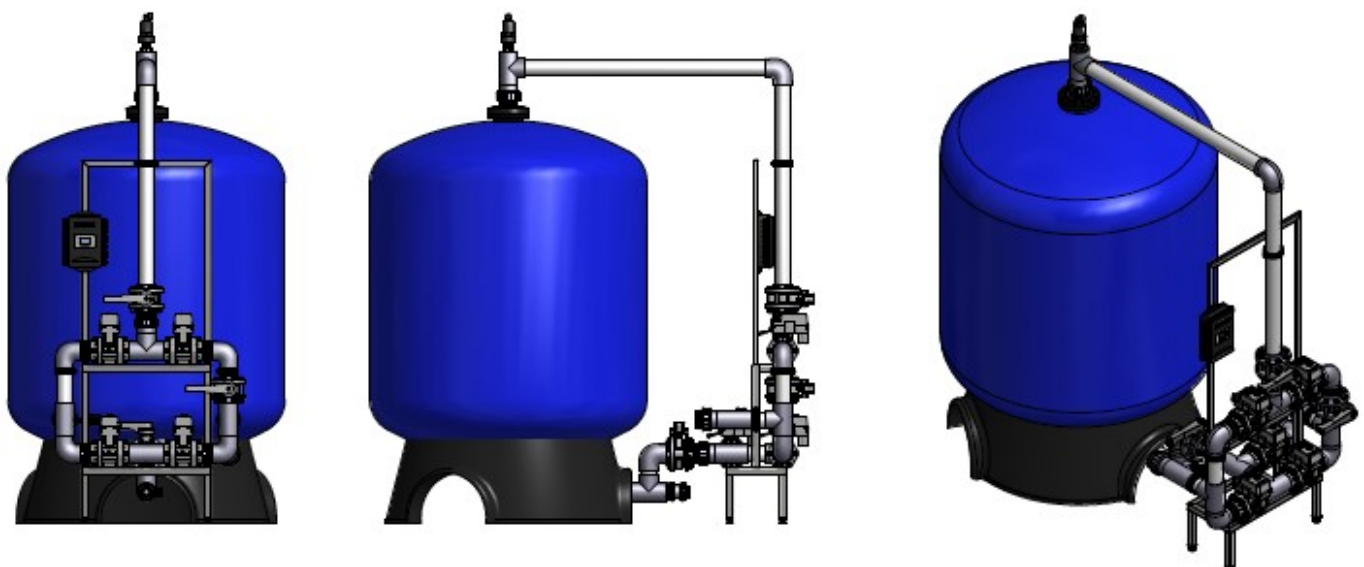
Determination of the filtration velocity according to iron equivalent:

Iron equivalent	Filtration velocity
<0.2 mg/l	18 m/h
0.5 mg/l	15 m/h
1.0 mg/l	13 m/h
1.5 mg/l	12 m/h
2.0 mg/l	10 m/h
3.0 mg/l	8 m/h

Required filtering surface (m²) = Flow rate (m³/h) / Filtration velocity (m/h)

Important working conditions of Pyrolox Advantage:

Backwash:	60-70m/h
Bed depth:	30-45cm
Water pH-range:	6,5 – 9,0
Free volume:	min. 40% of the bed depth
Resistant to chlorine	



2022/Pyrolox Advantage filled custom valve equipment

Time-controlled iron and manganese removers with individual valve system with Pyrolox Advantage media

711

Part no.	Pyrolox A. liter	Valve system / connection	Flow rate m ³ /h	Surface m ²	Backwash flow rate	Weight Kg	Size (mm) H x L x W
BlueSoft-3072PT/IV	176.8 (13 zsák)	IFVS63/63 d63 / d63	4.4-8.8	0.44	15.4 m ³ /h	950	2360 x 1690 x 1250
BlueSoft-3672PT/IV	244.8 (18 zsák)	IFVS63/63 d63 / d63	6.4-12.8	0.64	22.4 m ³ /h	1400	2370 x 1840 x 1300
BlueSoft-4272PT/IV	353.6 (26 zsák)	IFVS63/90 d90 / d63	8.8-17.6	0.88	30.8 m ³ /h	1960	2620 x 2000 x 1300
BlueSoft-4872PT/IV	435.2 (32 zsák)	IFVS90/90 d90 / d90	11.2-22.4	1.12	39.2 m ³ /h	2570	2620 x 2150 x 1300
BlueSoft-6386PT/IV	816 (60 zsák)	IFVS90/90 d90 / d90	20-40	2.00	70 m ³ /h	4320	2700 x 2550 x 1350

The control system can be backwashed with purified or raw water.

Normally the backwash is done with purified water, on request the backwash can be connected to the raw water side.

Iron equivalent (mg/l) = 1 x Fe index (mg/l) + 2 x Mn index (mg/l) + 5 x H₂S (mg/l)

Determination of the filtration velocity according to iron equivalent:

Iron equivalent	Filtration velocity
<0.2 mg/l	18 m/h
0.5 mg/l	15 m/h
1.0 mg/l	13 m/h
1.5 mg/l	12 m/h
2.0 mg/l	10 m/h
3.0 mg/l	8 m/h

Required filtering surface (m²) = Flow rate (m³/h) / Filtration velocity (m/h)

Important working conditions of Pyrolox Advantage:

Backwash:	60-70m/h
Bed depth:	30-45cm
Water pH-range:	6,5 – 9,0
Free volume:	min. 40% of the bed depth
Resistant to chlorine	



BS-6386PT/IV

2022/Iron and manganese removal equipment with Greensand Plus media

Time-controlled iron and manganese removal equipment with Greensand Plus media

711

Part no.	Green Sand liter	Control valve / connection	Flow rate m ³ /h	Surface M2	Backwash flow rate	Brine tank litre	Weight Kg	Size (mm) H x L x W
BlueSoft 1054GTS/63	43	RX-63A-DTS 1"	0.5-1.0	0.05	1.5 m ³ /h	25 Liter	90	1600 x 500 x 270
BlueSoft 1354GTS/63	71	RX-63A-DTS 1"	0.8-1.6	0.08	2.4 m ³ /h	25 Liter	140	1610 x 580 x 350
BlueSoft 1465GTS/74	85	RX-74A-DTS 2"	1.0-2.0	0.1	3.0 m ³ /h	25 Liter	170	1890 x 600 x 370
BlueSoft 1665GTS/74	114	RX-74A-DTS 2"	1.3-2.6	0.13	3.9 m ³ /h	70 Liter	220	1920 x 790 x 420
BlueSoft 1865GTS/74	156	RX-74A-DTS 2"	1.8-3.6	0.18	5.4 m ³ /h	70 Liter	280	1980 x 870 x 500
BlueSoft 2162GTS/99	198	RX-99A/DVS 2"	2.2-4.4	0.22	6.6 m ³ /h	70 Liter	390	1980 x 930 x 560
BlueSoft 1054GT/67	43	RX-67C/DTF 1"	0.5-1.0	0.05	1.5 m ³ /h	folyamatos reg.	88	1600 x 500 x 270
BlueSoft 1354GT/67	71	RX-67C/DTF 1"	0.8-1.6	0.08	2.4 m ³ /h	folyamatos reg.	140	1610 x 580 x 350
BlueSoft 1465GT/67	85	RX-67C/DTF 1"	1.0-2.0	0.1	3.0 m ³ /h	folyamatos reg.	170	1890 x 600 x 370
BlueSoft 1665GT/67	114	RX-67C/DTF 1"	1.3-2.6	0.13	3.9 m ³ /h	folyamatos reg.	210	1920 x 790 x 420
BlueSoft 1865GT/75	156	RX-75C/DTF 2"	1.8-3.6	0.18	5.4 m ³ /h	folyamatos reg.	280	1980 x 870 x 500
BlueSoft 2162GT/75	198	RX-75C/DTF 2"	2.2-4.4	0.22	6.6 m ³ /h	folyamatos reg.	380	1980 x 930 x 530
BlueSoft 2472GT/75	256	RX-75C/DTF 2"	2.8-5.6	0.28	8.4 m ³ /h	folyamatos reg.	500	2170 x 620 x 620
BlueSoft 3072GT/111	398	RX-111A/DTF 2"	4.4-8.8	0.44	13.2 m ³ /h	folyamatos reg.	820	2490 x 700 x 700
BlueSoft 3672GT/111	568	RX-111A/DTF 2"	6.4-12.8	0.64	19.2 m ³ /h	folyamatos reg.	1240	2500 x 940 x 940
BlueSoft 4272GT/111	795	RX-111A/DTF 2"	8.8-17.6	0.88	26.4 m ³ /h	folyamatos reg.	1680	2530 x 1210 x 1070
BlueSoft 4872GT/112	1008	RX-112SM/DTF 2.5"	11.2-22.4	1.12	33.6 m ³ /h	folyamatos reg.	2270	2530 x 1210 x 1070



BlueSoft 2472GT-RX

2022/RX custom valve equipment with Greensand Plus media

Time-controlled iron and manganese removal equipment with RX individual valve system with Greensand Plus media

711

Part no.	Green Sand liter	Valve system In/out Connection	Flow rate m ³ /h	Surface M2	Backwash flow rate	Weight Kg	Size (mm) H x L x W
BlueSoft-3072GT/RV	397	RX-FVS/D63 Ø63 / Ø63	4.4-8.8	0.44	15 m ³ /h	900	2360 x 1690 x 1250
BlueSoft-3672GT/RV	568	RX-FVS/D63 Ø63 / Ø63	6.4-12.8	0.64	22 m ³ /h	1250	2370 x 1840 x 1300
BlueSoft-4272GT/RV	780	RX-FVS/D75 Ø75 / Ø75	8.8-17.6	0.88	31 m ³ /h	1770	2620 x 2000 x 1300
BlueSoft-4872GT/RV	1008	RX-FVS/D75 Ø75 / Ø75	11.2-22.4	1.12	39 m ³ /h	2300	2620 x 2150 x 1300
BlueSoft-6386GT/RV	1789	RX-FVS/D75 Ø75 / Ø75	20-40	2.00	70 m ³ /h	4170	2700 x 2550 x 1350

Iron equivalent (mg/l) = 1 x Fe index (mg/l) + 2 x Mn index (mg/l)

Determination of the filtration velocity according to iron equivalent:

Iron equivalent	Filtration velocity
<0.2 mg/l	18 m/h
0.5 mg/l	15 m/h
1.0 mg/l	12 m/h
1.5 mg/l	10m/h
2.0 mg/l	8 m/h

Required filtering surface (m²) = Flow rate (m³/h) / Filtration velocity (m/h)

Important working conditions of Green Sand:

Backwash: 30-35 m/h
 Water pH-range: 6,2 – 8,5
 Bed depth: 900 mm
 Free volume: min. half of the bed depth

The feed water shouldn't contain oil or poliphosphats.
 Solution of regeneration: max.2,5 – 3 g KMnO₄ / l water of KMnO₄ solution tank
 KMnO₄ solution: 10°C water 30g KMnO₄ / liter H₂O

Activation of GreenSand Plus:

4g/liter filter media Cl or KM_nO₄
 Activation time: 12—24 hours
 Cl₂ dosing = Fe equivalent



2022/Greensand Plus filled custom valve equipment

Time-controlled iron and manganese removal equipment with individual valve system with Greensand Plus media

711

Part no.	Green Sand liter	Valve system In/out Connection	Flow rate m ³ /h	Surface M2	Backwash flow rate	Weight Kg	Size (mm) H x L x W
BlueSoft-3072GT/IV	397	IFVS63/63 DN50	4.4-8.8	0.44	15 m ³ /h	900	2360 x 1690 x 1250
BlueSoft-3672GT/IV	568	IFVS63/63 DN50	6.4-12.8	0.64	22 m ³ /h	1250	2370 x 1840 x 1300
BlueSoft-4272GT/IV	780	IFVS63/90 DN65	8.8-17.6	0.88	31 m ³ /h	1770	2620 x 2000 x 1300
BlueSoft-4872GT/IV	1008	IFVS63/90 DN65	11.2-22.4	1.12	39 m ³ /h	2300	2620 x 2150 x 1300
BlueSoft-6386GT/IV	1789	IFVS90/90 DN80	20-40	2.00	70 m ³ /h	4170	2700 x 2550 x 1350

The control system can be backwashed with purified or raw water.

Normally the backwash is done with purified water, on request the backwash can be connected to the raw water side.

Iron equivalent (mg/l) = 1 x Fe index (mg/l) + 2 x Mn index (mg/l)

Determination of the filtration velocity according to iron equivalent:

Iron equivalent	Filtration velocity
<0.2 mg/l	18 m/h
0.5 mg/l	15 m/h
1.0 mg/l	12 m/h
1.5 mg/l	10m/h
2.0 mg/l	8 m/h

Required filtering surface (m²) = Flow rate (m³/h) / Filtration velocity (m/h)

Important working conditions of Green Sand:

Backwash: 30-35 m/h
 Water pH-range: 6,2 – 8,5
 Bed depth: 900 mm
 Free volume: min. half of the bed depth

The feed water shouldn't contain oil or poliphosphats.

Solution of regeneration: max.2,5 – 3 g KMnO₄ / l water of KMnO₄ solution tank
 KMnO₄ solution: 10°C water 30g KMnO₄ / liter H₂O

Activation of GreenSand Plus:

4g/liter filter media Cl or KM_nO₄
 Activation time: 12–24 hours
 Cl₂ dosing = Fe equivalent



BS-6386GT/IV



2022/Iron and manganese removal water softeners

Water softeners suitable for removing iron and manganese with Ecomix-P media

721

Part no.	ECOMIX-P Liter/cap.	Control valve / connection	Flow rate m ³ /h	Sur- face m ²	Backwash flow rate	We- ight Kg	Brine tank litre	Size (mm) H x L x W
BlueSoft N120EP/63	25 / 52 m ³ x ^o dH	RX-63C/DVS 1"	1-1,2	0.05	0.75 m ³ /h	37	Beépített	1150 x 520 x 340
BlueSoft 1054EP/63	37 / 77 m ³ x ^o dH	RX-63C/DVS 1"	1,1-1,3	0.05	0.75 m ³ /h	44	70 liter	1600 x 640 x 370
BlueSoft 1248EP/63	50 / 105 m ³ x ^o dH	RX-63C/DVS 1"	1,4-1,7	0.07	1.05 m ³ /h	56	70 liter	1450 x 690 x 370
BlueSoft 1354EP/63	62 / 130 m ³ x ^o dH	RX-63C/DVS 1"	1,6-2	0.08	1.2 m ³ /h	68	70 liter	1610 x 720 x 370
BlueSoft 1465EP/63	75 / 157 m ³ x ^o dH	RX-63C/DVS 1"	2-2,5	0.1	1.5 m ³ /h	85	145 liter	1890 x 740 x 370
BlueSoft 1665EP/92	100 / 210 m ³ x ^o dH	RX-92A/DVS 1"	2,6-3,2	0.13	1.95 m ³ /h	120	145 liter	1980 x 1110 x 560
BlueSoft 2162EP/74	150 / 315 m ³ x ^o dH	RX-74A/DVS 2"	4,4-5,5	0.22	3.3 m ³ /h	170	200 liter	1980 x 1110 x 560
BlueSoft 2472EP/74	225 / 472 m ³ x ^o dH	RX-74A/DVS 2"	5,6-7	0.28	4.2 m ³ /h	250	350 liter	1980 x 1110 x 560
BlueSoft 3072EP/99	350 / 735 m ³ x ^o dH	RX-99A/DVS 2"	8,8-11	0.44	6.6 m ³ /h	530	500 liter	1920 x 790 x 420
BlueSoft 3672EP/99	525 / 1102 m ³ x ^o dH	RX-99A/DVS 2"	12,8-16	0.64	9.6 m ³ /h	770	750 liter	1920 x 790 x 420
BlueSoft 4272EP/112	700 / 1470 m ³ x ^o dH	RX-112SM/DVS DN65	17,6-22	0.88	13.2 m ³ /h	1140	1000 liter	2470 x 2020 x 1080
BlueSoft 4872EP/112	900 / 1890 m ³ x ^o dH	RX-112SM/DVS DN65	22,4-28	1.12	16.8 m ³ /h	1500	1500 liter	2620 x 3300 x 1360

Part no.	Product	Price cat
WF/GYAF	Optional external resin sterilizer	833

Capacity of ECOMIX-P = ECOMIX-P liter x 2.1
 Calculation of capacity of system: only hardness!
 Regeneration solution: 100g NaCl / liter media
 Water consumption: 4-6 water / liter media
 Lifetime of the media is 3-10 years.

The Ecomix-P filter media does not remove any organic materials (COD)!

Working conditions:

Hardness:	<750mg/l CaCO ₃
Iron:	<15mg/l
Manganese:	<3mg/l
COD (KMnO₄):	<3mg/l
Operating temperature:	0-40 °C
pH:	5-10
Optimum bed depth:	800mm
Flow rate of service:	20-25 m/h
Flow rate of backwash (15-20min):	10-15m/h
Flow rate of regeneration (45-65min):	3-5m/h
Flow rate of rinse (15-20min):	20-25m/h
Free bed volume:	>40%

ECOMIX-P



ECOMIX



BlueSoft 1465EP-RX

2022/Ammonia, iron and manganese remover water softeners

Water softeners suitable for removing iron, manganese and ammonia with Ecomix-A media

721

Part no.	ECOMIX-A Liter/cap.	Control valve / connection	Flow rate m ³ /h	Surface m ²	Backwash flow rate	Weight Kg	Brine tank litre	Size (mm) H x L x W
BlueSoft N120EA/63	25 / 52 m ³ x ⁹ dH	RX-63C/DVS 1"	1-1,2	0.05	0.75 m ³ /h	37	Beépített	1150 x 520 x 340
BlueSoft 1054EA/63	37 / 77 m ³ x ⁹ dH	RX-63C/DVS 1"	1,1-1,3	0.05	0.75 m ³ /h	44	70 liter	1600 x 640 x 370
BlueSoft 1248EA/63	50 / 105 m ³ x ⁹ dH	RX-63C/DVS 1"	1,4-1,7	0.07	1.05 m ³ /h	56	70 liter	1450 x 690 x 370
BlueSoft 1354EA/63	62 / 130 m ³ x ⁹ dH	RX-63C/DVS 1"	1,6-2	0.08	1.2 m ³ /h	68	70 liter	1610 x 720 x 370
BlueSoft 1465EA/63	75 / 157 m ³ x ⁹ dH	RX-63C/DVS 1"	2-2,5	0.1	1.5 m ³ /h	85	145 liter	1890 x 740 x 370
BlueSoft 1665EA/92	100 / 210 m ³ x ⁹ dH	RX-92A/DVS 1"	2,6-3,2	0.13	1.95 m ³ /h	120	145 liter	1980 x 1110 x 560
BlueSoft 2162EA/74	150 / 315 m ³ x ⁹ dH	RX-74A/DVS 2"	4,4-5,5	0.22	3.3 m ³ /h	170	200 liter	1980 x 1110 x 560
BlueSoft 2472EA/74	225 / 472 m ³ x ⁹ dH	RX-74A/DVS 2"	5,6-7	0.28	4.2 m ³ /h	250	350 liter	1980 x 1110 x 560
BlueSoft 3072EA/99	350 / 735 m ³ x ⁹ dH	RX-99A/DVS 2"	8,8-11	0.44	6.6 m ³ /h	530	500 liter	1920 x 790 x 420
BlueSoft 3672EA/99	525 / 1102 m ³ x ⁹ dH	RX-99A/DVS 2"	12,8-16	0.64	9.6 m ³ /h	770	750 liter	1920 x 790 x 420
BlueSoft 4272EA/112	700 / 1470 m ³ x ⁹ dH	RX-112SM/DVS DN65	17,6-22	0.88	13.2 m ³ /h	1140	1000 liter	2470 x 2020 x 1080
BlueSoft 4872EA/112	900 / 1890 m ³ x ⁹ dH	RX-112SM/DVS DN65	22,4-28	1.12	16.8 m ³ /h	1500	1500 liter	2620 x 3300 x 1360

Part no.	Product	Price cat
WF/GYAF	Optional external resin sterilizer	833

Capacity of ECOMIX-A = ECOMIX-A liter x 2.1
 Calculation of capacity of system: only hardness!
 Regeneration solution: 100g NaCl / liter media
 Water consumption: 4-6 water / liter media
 Lifetime of the media is 3-10 years.

The Ecomix-A filter media removes 50% of the organic materials (KOI).

Working conditions:

Hardness:	ECOMIX-A <750mg/l CaCO ₃
Iron:	<15mg/l
Manganese:	<3mg/l
COD (KMnO₄):	<16mg/l
Ammonia:	<4mg/l
TDS:	<4000mg/l
Operating temperature:	4-40 °C
pH:	5-10
Optimum bed depth:	800mm
Flow rate of service:	20-25 m/h
Flow rate of backwash (15-20min):	13-15m/h
Flow rate of regeneration (45-65min):	3-5m/h
Flow rate of rinse (15-20min):	20-25m/h
Free bed volume:	>40%



ECOMIX



BlueSoft 1465EA-RX

2022/Ammonia, iron and manganese remover water softeners

Water softeners suitable for removing iron, manganese, ammonia and organic matter with Ecomix-C media

721

Part no.	ECOMIX-C Liter/cap.	Control valve / connection	Flow rate m ³ /h	Surface m ²	Backwash flow rate	Weight Kg	Brine tank litre	Size (mm) H x L x W
BlueSoft N120EC/63	25 / 45 m ³ x ^o dH	RX-63C/DVS 1"	1-1,2	0.05	0.75 m ³ /h	37	Beépített	1150 x 520 x 340
BlueSoft 1054EC/63	37 / 66 m ³ x ^o dH	RX-63C/DVS 1"	1,1-1,3	0.05	0.75 m ³ /h	44	70 liter	1600 x 640 x 370
BlueSoft 1248EC/63	50 / 90 m ³ x ^o dH	RX-63C/DVS 1"	1,4-1,7	0.07	1.05 m ³ /h	56	70 liter	1450 x 690 x 370
BlueSoft 1354EC/63	62 / 111 m ³ x ^o dH	RX-63C/DVS 1"	1,6-2	0.08	1.2 m ³ /h	68	70 liter	1610 x 720 x 370
BlueSoft 1465EC/63	75 / 135 m ³ x ^o dH	RX-63C/DVS 1"	2-2,5	0.1	1.5 m ³ /h	85	145 liter	1890 x 740 x 370
BlueSoft 1665EC/92	100 / 180 m ³ x ^o dH	RX-92A/DVS 1"	2,6-3,2	0.13	1.95 m ³ /h	120	145 liter	1980 x 1110 x 560
BlueSoft 2162EC/74	150 / 270 m ³ x ^o dH	RX-74A/DVS 2"	4,4-5,5	0.22	3.3 m ³ /h	170	200 liter	1980 x 1110 x 560
BlueSoft 2472EC/74	225 / 410 m ³ x ^o dH	RX-74A/DVS 2"	5,6-7	0.28	4.2 m ³ /h	250	350 liter	1980 x 1110 x 560
BlueSoft 3072EC/99	350 / 630 m ³ x ^o dH	RX-99A/DVS 2"	8,8-11	0.44	6.6 m ³ /h	530	500 liter	1980 x 1110 x 560
BlueSoft 3672EC/99	525 / 945 m ³ x ^o dH	RX-99A/DVS 2"	12,8-16	0.64	9.6 m ³ /h	770	750 liter	1980 x 1110 x 560
BlueSoft 4272EC/112	700 / 1260 m ³ x ^o dH	RX-112SM/DVS DN65	17,6-22	0.88	13.2 m ³ /h	1140	1000 liter	2470 x 2020 x 1080
BlueSoft 4872EC/112	900 / 1620 m ³ x ^o dH	RX-112SM/DVS DN65	22,4-28	1.12	16.8 m ³ /h	1500	1500 liter	2620 x 3300 x 1360

Part no.	Product	Price cat
WF/GYAF	Optional external resin sterilizer	833

Capacity of ECOMIX-C = ECOMIX-C liter x 1.8
 Calculation of capacity of system: only hardness !
 Regeneration solution: 100g NaCl / liter media
 Water consumption: 4-6 water / liter media
 Lifetime of the media is 3-10 years.

Working conditions:

Hardness:	<750mg/l CaCO ₃
Iron:	<10mg/l
Manganese:	<3mg/l
COD (KMnO₄):	<80mg/l
Ammonia:	<4mg/l
TDS:	<4000mg/l
Operating temperature:	4-40 °C
pH:	5-10
Optimum bed depth:	800mm
Flow rate of service:	20-25 m/h
Flow rate of backwash (15-20min):	13-15m/h
Flow rate of regeneration (45-65min):	3-5m/h
Flow rate of rinse (15-20min):	20-25m/h
Free bed volume:	>40%

ECOMIX-C



ECOMIX



BlueSoft 1465EC-RX

2022/Two-tank ammonia, iron and manganese removal equipment

Duplex iron, manganese, ammonia, organic matter remover with Ecomix media

721

Part no.	ECOMIX-A Liter/cap.	Control valve / connection	Flow rate m ³ /h	Surface m ²	Backwash flow rate	Weight Kg	Brine tank litre	Size (mm) H x L x W
BlueSoft 1054EA-D3/73	2x37 / 2x77 m ³ x ^o dH	RX-73A/DVS 1"	1,1-1,3	0.05	0.75 m ³ /h	120	70 liter	1580 x 700 x 850
BlueSoft 1248EA-D3/73	2x50 / 2x105 m ³ x ^o dH	RX-73A/DVS 1"	1,4-1,7	0.07	1.05 m ³ /h	130	145 liter	1430 x 830 x 870
BlueSoft 1354EA-D3/73	2x62 / 2x130 m ³ x ^o dH	RX-73A/DVS 1"	1,6-2	0.08	1.2 m ³ /h	160	145 liter	1600 x 860 x 890
BlueSoft 1465EA-D3/73	2x75 / 2x157 m ³ x ^o dH	RX-73A/DVS 1"	2-2,5	0.1	1.5 m ³ /h	200	200 liter	1870 x 920 x 940
BlueSoft 2162EA-D3/135	2x150 / 2x315 m ³ x ^o dH	RX-135A/DVS 6/4"	4,4-5,5	0.22	3.3 m ³ /h	450	350 liter	1940 x 2000 x 740
BlueSoft 2472EA-D3/135	2x225 / 2x472 m ³ x ^o dH	RX-135A/DVS 6/4"	5,6-7	0.28	4.2 m ³ /h	640	500 liter	2140 x 2160 x 840
BlueSoft 3072EA-D3/135	2x350 / 2x735 m ³ x ^o dH	RX-135A/DVS 6/4"	8,8-10	0.44	6.6 m ³ /h	1060	750 liter	2360 x 2330 x 960

Part no.	Product	Price cat
WF/GYAF	Optional external resin sterilizer	833



721

Part no.	ECOMIX-C Liter/cap.	Control valve / connection	Flow rate m ³ /h	Surface m ²	Backwash flow rate	Weight Kg	Brine tank litre	Size (mm) H x L x W
BlueSoft 1054EC-D3/73	2x37 / 2x66 m ³ x ^o dH	RX-73A/DVS 1"	1,1-1,3	0.05	0.75 m ³ /h	120	70 liter	1580 x 700 x 850
BlueSoft 1248EC-D3/73	2x50 / 2x90 m ³ x ^o dH	RX-73A/DVS 1"	1,4-1,7	0.07	1.05 m ³ /h	130	145 liter	1430 x 830 x 870
BlueSoft 1354EC-D3/73	2x62 / 2x111 m ³ x ^o dH	RX-73A/DVS 1"	1,6-2	0.08	1.2 m ³ /h	160	145 liter	1600 x 860 x 890
BlueSoft 1465EC-D3/73	2x75 / 2x135 m ³ x ^o dH	RX-73A/DVS 1"	2-2,5	0.1	1.5 m ³ /h	200	200 liter	1870 x 920 x 940
BlueSoft 2162EC-D3/135	2x150 / 2x270 m ³ x ^o dH	RX-135A/DVS 6/4"	4,4-5,5	0.22	3.3 m ³ /h	450	350 liter	1940 x 2000 x 740
BlueSoft 2472EC-D3/135	2x225 / 2x410 m ³ x ^o dH	RX-135A/DVS 6/4"	5,6-7	0.28	4.2 m ³ /h	640	500 liter	2140 x 2160 x 840
BlueSoft 3072EC-D3/135	2x350 / 2x630 m ³ x ^o dH	RX-135A/DVS 6/4"	8,8-10	0.44	6.6 m ³ /h	1060	750 liter	2360 x 2330 x 960

Part no.	Product	Price cat
WF/GYAF	Optional external resin sterilizer	833

2022/Nitrate and arsenic removal equipment

Volume controlled nitrate removal equipment

731

Part no.	Resin Liter	Control valve / connection	Flow rate m ³ /h	Water produced between two regenerations m ³	Weight Kg	Brine tank litre	Size (mm) H x L x W
BlueSoft 1035NI/63	25	RX-63C/DVS 1"	0.7-1.5	225 / (NO ₃ ⁻ +SO ₄ ²⁻) 225 /(nitrát+szulfát)	41	Beépített	1150 x 520 x 340
BlueSoft 1054NI/63	37	RX-63C/DVS 1"	1.0-2.0	330 / (NO ₃ ⁻ +SO ₄ ²⁻) 330 /(nitrát+szulfát)	56	145 liter	1600 x 640 x 370
BlueSoft 1354NI/63	62	RX-63C/DVS 1"	2.0-2.5	550 / (NO ₃ ⁻ +SO ₄ ²⁻) 550 /(nitrát+szulfát)	82	200 liter	1610 x 900 x 550
BlueSoft 1465NI/63	87	RX-63C/DVS 1"	2.5-3.5	780 / (NO ₃ ⁻ +SO ₄ ²⁻) 780 /(nitrát+szulfát)	120	350 liter	1890 x 1110 x 740
BlueSoft 1665NI/63	112,5	RX-63C/DVS 1"	3.0-4.0	1010 / (NO ₃ ⁻ +SO ₄ ²⁻) 1010 /(nitrát+szulfát)	140	350 liter	1890 x 1110 x 740
BlueSoft 1865NI/74	150	RX-74C/DVS 2"	4.0-5.5	1350 / (NO ₃ ⁻ +SO ₄ ²⁻) 1350 /(nitrát+szulfát)	210	500 liter	1890 x 1110 x 740
BlueSoft 2162NI/74	200	RX-74C/DVS 2"	5.5-6.5	1800 / (NO ₃ ⁻ +SO ₄ ²⁻) 1800 /(nitrát+szulfát)	280	750 liter	1890 x 1110 x 740
BlueSoft 2472NI/74	300	RX-74C/DVS 2"	6.5-8.0	2700 / (NO ₃ ⁻ +SO ₄ ²⁻) 2700 /(nitrát+szulfát)	380	750 liter	1890 x 1110 x 740
BlueSoft 3072NI/99	400	RX-99A/DVS 2"	8.5-13.0	3600 / (NO ₃ ⁻ +SO ₄ ²⁻) 3600 /(nitrát+szulfát)	570	1000 liter	1890 x 1110 x 740

BlueSoft 1054NI-RX



Nitrate removal:

Volume of treated water between two regeneration [m³):

$$(\text{resin [liter]} \times 9) / (\text{NO}_3^- [\text{mg/l}] + \text{SO}_4^{2-} [\text{mg/l}])$$

Quantity of chlorine after treatment [mg/l]:

$$(\text{NO}_3^- [\text{mg/l}] / 62 + \text{SO}_4^{2-} [\text{mg/l}] / 48) \times 35 + \text{Cl}^- [\text{mg/l}]$$

Arsenic removal equipment EVERZIT media

741

Part no.	EVERZIT liter	Control valve / connection	Flow rate m ³ /h	Surface M2	Backwash flow rate	Weight Kg	Size (mm) H x L x W
BlueSoft 1044AS/67	30	RX-67C-DTS 1"	0.7-1.5	0.05	0.9 m ³ /h	50	1340 x 300 x 270
BlueSoft 1354AS/67	60	RX-67C-DTS 1"	1.2-2.0	0.08	1.6 m ³ /h	80	1610 x 350 x 350
BlueSoft 1465AS/67	90	RX-67C-DTS 1"	1.5-2.5	0.1	2.2 m ³ /h	120	1890 x 370 x 370

Filtration velocity: 8-12 m/h
Backwash velocity: 20 m/h

Important working conditions of EVERZIT filter media:

Water pH-range: 6,5—8,0
Bed depth: 750 mm
Free volume: min. half of the bed depth

Run-down capacity of the media: 1-2 g As/liter—pH7
Phosphate and silicate index can decrease the capacity of the media.



BlueSoft 1044AS-RX

2022/Activated carbon filter equipment

Time controlled activated carbon filters

771

Part no.	Acti- vated carb. Liter	Control valve / connection	Flow rate m ³ /h	Surface M2	Backwash flow rate	Weight Kg	Size (mm) H x L x W
BlueSoft 1054AT/67	45	RX-67C/DTF 1"	0.5-1.0	0.05	1.2 m ³ /h	46	1600 x 300 x 270
BlueSoft 1354AT/67	72	RX-67C/DTF 1"	0.8-1.6	0.08	1.8 m ³ /h	62	1610 x 350 x 350
BlueSoft 1465AT/67	90	RX-67C/DTF 1"	1.0-2.0	0.1	2.3 m ³ /h	80	1890 x 370 x 370
BlueSoft 1665AT/67	112	RX-67C/DTF 1"	1.3-2.6	0.13	2.9 m ³ /h	96	1920 x 420 x 420
BlueSoft 1865AT/67	168	RX-67C/DTF 1"	1.8-3.6	0.18	4.0 m ³ /h	150	1940 x 500 x 500
BlueSoft 2162AT/75	224	RX-75C/DTF 2"	2.2-4.4	0.22	5.1 m ³ /h	190	1940 x 560 x 560
BlueSoft 2472AT/75	280	RX-75C/DTF 2"	2.8-5.6	0.28	6.5 m ³ /h	260	2170 x 620 x 620
BlueSoft 3072AT/75	392	RX-75C/DTF 2"	4.4-8.8	0.44	10.1 m ³ /h	430	2390 x 770 x 770
BlueSoft 3672AT/111	560	RX-111A/DTF 2"	6.4-12.8	0.64	14.7 m ³ /h	680	2500 x 940 x 940
BlueSoft 4272AT/111	784	RX-111A/DTF 2"	8.8-17.6	0.88	20.24 m ³ /h	920	2530 x 1070 x 1210
BlueSoft 4872AT/111	1008	RX-111A/DTF 2"	11.2-22.4	1.12	25.8 m ³ /h	1220	2510 x 1220 x 1360
BlueSoft 6386AT/112	1792	RX-112SM/DTF 2.5"	20-40	2.00	46.0 m ³ /h	2350	2510 x 1220 x 1360



BC-FH-2020SS



BlueSoft 1054AT-RX

Stainless steel activated carbon filter housing, filter insert

224

Part no.	Product	In/out conn.	Flow. m ³ /h	Pressure / Temp.	Size (LxH) Mm
BlueClear FH-2020SS	Stainless steel filter housing For 5 x 2.5 "x20" activated carbon filter cartridges, without filter inserts	6/4"	10	6,8 bar / 40°C	Ø215 x 860

121

Part no.	Product	Porus size
FCCTO-20	Activated carbon 20 "x2.5" filter cartridge	10 µm

2022/Activated carbon filters with RX individual valve system

Time controlled activated carbon and filter gravel filled industrial equipment

771

Part no.	Activated carbon Liter	Valve system in/out Connection	Flow rate m ³ /h	Surface M2	Backwash flow rate	Weight Kg	Size (mm) H x L x W
BlueSoft-3072AT/RV	392	RX-FVS/D63 Ø63 / Ø63	4.4-8.8	0.44	10.1 m ³ /h	510	2360 x 1690 x 1250
BlueSoft-3672AT/RV	560	RX-FVS/D63 Ø63 / Ø63	6.4-12.8	0.64	14.7 m ³ /h	860	2370 x 1840 x 1300
BlueSoft-4272AT/RV	784	RX-FVS/D63 Ø63 / Ø63	8.6-17.2	0.88	20.24 m ³ /h	990	2620 x 2000 x 1300
BlueSoft-4872AT/RV	1008	RX-FVS/D63 Ø63 / Ø63	11.3-22.6	1.12	25.8 m ³ /h	1330	2620 x 2150 x 1300
BlueSoft-6386AT/RV	1792	RX-FVS/D75 Ø75 / Ø75	20-40	2.00	46 m ³ /h	2420	2700 x 2550 x 1350



AT/IV equipment



AT/RV equipment

771

Part no.	Activated carbon Liter	Valve system in/out Connection	Flow rate m ³ /h	Surface M2	Backwash flow rate m ³ /h	Weight Kg	Size (mm) H x L x W
BlueSoft-3072AT/IV	392	IFVS63/63 DN50	4.4-8.8	0.44	10.1	510	2360 x 1690 x 1250
BlueSoft-3672AT/IV	560	IFVS63/63 DN50	6.4-12.8	0.64	14.7	860	2370 x 1840 x 1300
BlueSoft-4272AT/IV	784	IFVS63/63 DN65	8.6-17.2	0.88	20.24	990	2620 x 2000 x 1300
BlueSoft-4872AT/IV	1008	IFVS90/90 DN65	11.3-22.6	1.12	25.8	1330	2620 x 2150 x 1300
BlueSoft-6386AT/IV	1792	IFVS90/90 DN80	20-40	2.00	46	2420	2700 x 2550 x 1350

The control system can be backwashed with purified or raw water.

Normally the backwash is done with purified water, on request the backwash can be connected to the raw water side

The most important properties of activated carbon:


- Flow rate: 10-20 m/h
- Backwash flow rate: 22-28 m/h
- Bed depth: 900-1000 mm
- Free space: max 50% of bed depth

2022/Multimedia gravel filters, hyper mechanical filters

Time controlled multimedia gravel filtering equipment

761

Part no.	Filter gravel kg	Control valve/ Connection	Flow rate m ³ /h	Surface M2	Backwash flow rate m ³ /h	Weight Kg	Size (mm) H x L x W
BlueSoft 1054KT/67	83	RX-67C/DTF 1"	0.5-1.0	0.05	2.0	94	1600 x 300 x 270
BlueSoft 1354KT/67	135	RX-67C/DTF 1"	0.8-1.6	0.08	3.2	140	1610 x 350 x 350
BlueSoft 1465KT/67	165	RX-67C/DTF 1"	1.0-2.0	0.1	4.0	180	1890 x 370 x 370
BlueSoft 1665KT/67	218	RX-67C/DTF 1"	1.3-2.6	0.13	5.2	230	1920 x 420 x 420
BlueSoft 1865KT/75	290	RX-75C/DTF 2"	1.8-3.6	0.18	7.2	310	1980 x 500 x 500
BlueSoft 2162KT/75	350	RX-75C/DTF 2"	2.2-4.4	0.22	8.8	390	1980 x 560 x 560
BlueSoft 2472KT/75	450	RX-75C/DTF 2"	2.8-5.6	0.28	11.2	490	2170 x 620 x 620
BlueSoft 3072KT/111	750	RX-111A/DTF 2"	4.4-8.8	0.44	17.6	840	2490 x 770 x 770
BlueSoft 3672KT/111	1060	RX-111A/DTF 2"	6.4-12.8	0.64	25.6	1260	2450 x 1070 x 940
BlueSoft 4272KT/112	1325	RX-112SM/DTF 2.5"	8.8-17.6	0.88	35.2	1740	2530 x 1210 x 1070
BlueSoft 4872KT/112	1685	RX-112SM/DTF 2.5"	11.2-22.4	1.12	44.8	1930	2530 x 1210 x 1070



Time controlled hyper mechanical filter devices

761

Part no.	Turbidex kg	Control valve/ Connection	Flow rate m ³ /h	Surface M2	Backwash flow rate m ³ /h	Weight Kg	Size (mm) H x L x W
BlueSoft 1054HF/67	43	RX-67C/DTF 1"	0.7-1.5	0.05	1.8	78	1600 x 300 x 270
BlueSoft 1354HF/67	71	RX-67C/DTF 1"	1.2-2.4	0.08	2.8	120	1610 x 350 x 350
BlueSoft 1465HF/67	85	RX-67C/DTF 1"	1.5-3.0	0.1	3.5	150	1890 x 370 x 370
BlueSoft 1665HF/67	114	RX-67C/DTF 1"	1.9-3.9	0.13	4.6	190	1920 x 420 x 420
BlueSoft 1865HF/75	170	RX-75C/DTF 2"	2.7-5.4	0.18	6.3	280	1980 x 500 x 500
BlueSoft 2162HF/75	198	RX-75C/DTF 2"	3.3-6.6	0.22	7.7	340	1980 x 560 x 560
BlueSoft 2472HF/75	255	RX-75C/DTF 2"	4.2-8.4	0.28	9.8	440	2170 x 620 x 620
BlueSoft 3072HF/111	311	RX-111A/DTF 2"	6.6-13	0.44	15.4	630	2490 x 770 x 770
BlueSoft 3672HF/111	566	RX-111A/DTF 2"	9.6-19	0.64	22.4	1110	2310 x 940 x 940
BlueSoft 4272HF/111	792	RX-111A/DTF 2"	13-26	0.88	30.8	1520	2530 x 1210 x 1070
BlueSoft 4872HF/112	991	RX-112SM/DTF 2.5"	16-34	1.12	39.2	1740	2530 x 1210 x 1070

Time controlled multimedia gravel filtering equipment

761

Part no.	Filter gravel kg	Valve system in/out Connection	Flow rate m ³ /h	Surface M2	Backwash flow rate m ³ /h	Weight Kg	Size (mm) H x L x W
BlueSoft-3072KT/RV	750	RX-FVS/D63 Ø63 / Ø63	4.4-8.8	0.44	17.6 m ³ /h	910	2360 x 1690 x 1250
BlueSoft-3672KT/RV	1060	RX-FVS/D63 Ø63 / Ø63	6.4-12.8	0.64	25.6 m ³ /h	1270	2370 x 1840 x 1300
BlueSoft-4272KT/RV	1325	RX-FVS/D75 Ø75 / Ø75	8.6-17.2	0.88	35.2 m ³ /h	1790	2620 x 2000 x 1300
BlueSoft-4872KT/RV	1680	RX-FVS/D75 Ø75 / Ø75	11.3-22.6	1.12	44.8 m ³ /h	2220	2620 x 2150 x 1300
BlueSoft-6386KT/RV	3000	RX-FVS/D90 Ø90 / Ø90	20-40	2.00	80 m ³ /h	4060	2700 x 2550 x 1350



Important conditions of filtering gravel:

Service flow rate: 10-20 m/h
 Backwash flow rate: 39-44 m/h
 Bed depth: 1000-1100 mm
 Free space: max. of 40% of bed depth



Szűrőkvavics

Turbidex™

The most important operating parameters of Turbidex:

Flow rate: 29-49 m/h
 Backwash flow rate: 34-39 m/h
 Bed depth: 900 mm
 Free space : max 50% of bed depth

Recommended flow rates:

Communal water: 40-49 m/h
 Clean well eater: 36 m/h
 Well water with 2-3 NTU: 29-34 m/h
 Surface water: 24 m/h
 Highly sedimentary surface water: 19-24 m/h (eg. river)
 SDI reduction: 14.7-19.6 m/h
 Sea water: 14.7 m/h

Time-controlled hyper mechanical filter devices with Turbidex media

761

Part no.	Turbidex kg	Valve system in/out Connection	Flow rate m ³ /h	Surface M2	Backwash flow rate m ³ /h	Weight Kg	Size (mm) H x L x W
BlueSoft-3072HF/RV	311	RX-FVS/D63 Ø63 / Ø63	13-21	0.44	15.4 m ³ /h	680	2360 x 1690 x 1250
BlueSoft-3672HF/RV	566	RX-FVS/D63 Ø63 / Ø63	19-31	0.64	22.4 m ³ /h	1150	2370 x 1840 x 1300
BlueSoft-4272HF/RV	793	RX-FVS/D63 Ø63 / Ø63	26-43	0.88	30.8 m ³ /h	1620	2620 x 2000 x 1300
BlueSoft-4872HF/RV	990	RX-FVS/D75 Ø75 / Ø75	32-54	1.12	39.2 m ³ /h	2070	2620 x 2150 x 1300
BlueSoft-6386HF/RV	1811	RX-FVS/D75 Ø75 / Ø75	58-98	2.00	70 m ³ /h	3850	2700 x 2550 x 1350

The control system can be backwashed with purified or raw water.

Normally the backwash is done with purified water, on request the backwash can be connected to the raw water side

Time controlled multimedia gravel filtering equipment

761

Part no.	Filter gravel kg	Valve system in/out Connection	Flow rate m ³ /h	Surface M2	Backwash flow rate m ³ /h	Weight Kg	Size (mm) H x L x W
BlueSoft-3072KT/IV	750	IFVS63/63 d63 / d63	4.4-8.8	0.44	17.6 m ³ /h	910	2360 x 1690 x 1250
BlueSoft-3672KT/IV	1060	IFVS63/63 d63 / d63	6.4-12.8	0.64	25.6 m ³ /h	1270	2370 x 1840 x 1300
BlueSoft-4272KT/IV	1325	IFVS63/90 d90 / d63	8.6-17.2	0.88	35.2 m ³ /h	1790	2620 x 2000 x 1300
BlueSoft-4872KT/IV	1680	IFVS90/90 d90 / d90	11.3-22.6	1.12	44.8 m ³ /h	2220	2620 x 2150 x 1300
BlueSoft-6386KT/IV	3000	IFVS90/90 d90 / d90	20-40	2.00	80 m ³ /h	4060	2700 x 2550 x 1350

The control system can be backwashed with purified or raw water.

Normally the backwash is done with purified water, on request the backwash can be connected to the raw water side

Important conditions of filtering gravel:

Service flow rate:	10-20 m/h
Backwash flow rate:	39-44 m/h
Bed depth:	1000-1100 mm
Free space:	max. of 40% of bed depth



Filter gravel

The most important operating parameters of Turbidex:

Flow rate:	29-49 m/h
Backwash flow rate:	34-39 m/h
Bed depth:	900 mm
Free space :	max 50% of bed depth

Recommended flow rates:

Communal water:	40-49 m/h
Clean well eater:	36 m/h
Well water with 2-3 NTU:	29-34 m/h
Surface water:	24 m/h
Highly sedimentary surface water:	19-24 m/h (eg. river)
SDI reduction:	14.7-19.6 m/h
Sea water:	14.7 m/h

Turbidex™

Time-controlled hyper mechanical filter devices with Turbidex media

761

Part no.	Turbidex kg	Valve system in/out Connection	Flow rate m ³ /h	Surface M2	Backwash flow rate m ³ /h	Weight Kg	Size (mm) H x L x W
BlueSoft-3072HF/IV	311	IFVS63/63 d63 / d63	13-21	0.44	15.4 m ³ /h	680	2360 x 1690 x 1250
BlueSoft-3672HF/IV	566	IFVS90/90 d90 / d90	19-31	0.64	22.4 m ³ /h	1150	2370 x 1840 x 1300
BlueSoft-4272HF/IV	793	IFVS90/90 d90 / d90	26-43	0.88	30.8 m ³ /h	1620	2620 x 2000 x 1300
BlueSoft-4872HF/IV	990	IFVS90/90 d90 / d90	32-54	1.12	39.2 m ³ /h	2070	2620 x 2150 x 1300
BlueSoft-6386HF/IV	1811	IFVS90/90 d90 / d90	58-98	2.00	70 m ³ /h	3850	2700 x 2550 x 1350

The control system can be backwashed with purified or raw water.

Normally the backwash is done with purified water, on request the backwash can be connected to the raw water side

2022/Mixed bed salt removers

Mixed bed salt remover equipment

751

Part no.	Product	Flow rate liter/h	Treated water between 2 regenerations 20 ^o dH / RO raw water	Resin Liter	Connection
BlueSoft 03/MB	Mixed bed salt remover	50	120 / 1500 liter	3	3/8"
BlueSoft 07/MB	Mixed bed salt remover	100	280 / 3500 liter	7	3/8"
BlueSoft 15/MB	Mixed bed salt remover	150	600 / 7500 liter	15	1/2"
BlueSoft 30/MB	Mixed bed salt remover	300	1200 / 15000 liter	30	1/2"
BlueSoft 60/MB	Mixed bed salt remover	500	2400 / 30000 liter	60	1/2"



BlueSoft MB salt remover

Conductivity measuring instruments for mixed bed complete salt removers

Part no.	Product	Range	Price cat.
CM-230AB	Conductivity meter in IP67 box with probe and LCD digital display. Probe connection: 1/2 "	0-199.9 μ S/cm	963
CCT-3320B	Conductivity meter in IP67 box with probe and LCD digital display. Probe connection: 1/2 "; Hi-limited alarm option	0-199.9 μ S/cm	963
CCT-3320B-V	Conductivity meter in IP67 box, with probe, solenoid valve, LCD digital display. Probe and solenoid valve connection: 1/2 "; Closes the output branch above the set conductivity value	0-199.9 μ S/cm	421



CM-230AB

2022/Mixed bed resin regeneration service

Our company offers a mixed bed resin regeneration service independent of the type and manufacturer of the resin. The depleted resin arrives at our regeneration station in pallets, barrels or containers.

Our quality assurance system ensures that after each regeneration cycle we take a sample of the mixed bed resin and check the quality of the water produced by the resin. measure the capacity of the resin.

Details of mixed bed regeneration technology:

Laboratories, healthcare institutions, electronics, glass industry, humidifiers, dishwashers and battery manufacturers, laundries, power plants, without exception, require desalinated water, which is often called distilled water.

However, in addition to distillation, there are other, more energy-efficient, more practical ways to produce desalinated water. This is the purpose of the complete desalination, ie mixed bed cartridges, also sold by our company.

Desalination cartridges are filled with cation and anion exchange resins, so-called "Mixed bed" tanks. In the desalination process, the raw water is passed from top to bottom through the resin media, which removes the salts from the water virtually completely. The residual salt content is negligible, about 0.1 mg / l, and the conductivity of the produced water is 0.2 $\mu\text{S} / \text{cm}$, which value satisfies the highest demands on desalinated water. If the media is depleted, resin regeneration cannot be performed on site. This is the purpose of our company's central regeneration plant and transfer stations. Our refilling station replaces the depleted cartridge with regenerated resin.

The depleted resin is reactivated during regeneration in our central regeneration plant, which has the following benefits for users:

- Acid and alkali handling, storage, wastewater treatment and disposal do not present any task or hazard..
- Centralized regeneration in larger quantities makes resin exchange more economical and environmentally friendly.



Part no.	Product	Volume (liter)
REG-MB1	Mixed bed resin regeneration (60% anion, 40% cation)	750
REG-MB2	Mixed bed resin regeneration (60% anion, 40% cation)	<750

If we receive less than 750 liter mixed bed resin and we need to change the resin in a complete tank, the price will be same as REG-MB2 + 1 working hour/columnn

The delivery time of the regenerated resin is approx. 2 weeks.


2022/Reverse Osmosis Equipment

General features, introduction

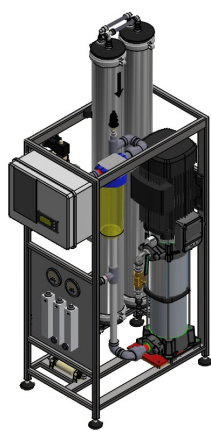
We are pleased to inform you that we will offer our RO equipment with even higher technical content in the future.

In addition to 1-phase copper housing booster pumps (R series), we also offer our RO product range with 3-phase horizontal axis Grundfos (G series) and 3-phase vertical axis Shimge (S series) pumps. The difference between each series is illustrated in the table below:

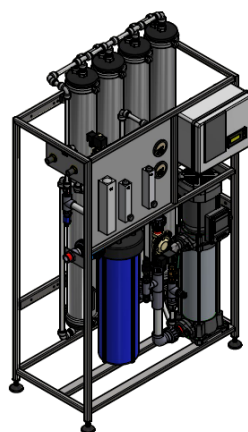
BlueClear RO	R series (90l/h)	R series (150-500l/h)	SC series (300-600l/h)	S series (300-1500l/h)	G series (300-2500l/h)
Up to 2-3 hours of continuous operation	X	X			
Continuous operation (except membrane rinses)			X	X	X
1 phase impeller pump	X	X			
3 phase horizontal shaft pump					X
3 phase vertical shaft pump			X	X	
Mounted on PP sheet	X				
Mounted on powder coated carbon steel frame			X		
Mounted on stainless steel frame		X		X	X



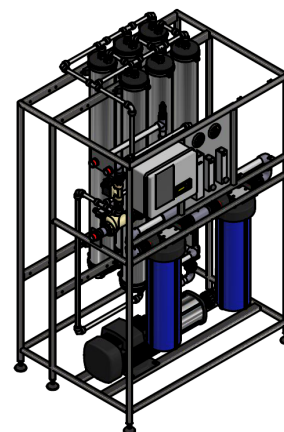
R series
150-600 l/h



SC series
300-600 l/h



S series
300-1500 l/h



G series
300-2500 l/h

Technical improvements

New type of controller:

- Graphical display
- Working hour meter
- Error signal storage
- Electric shock protection
- Removable biocide and anti-scaling dosing pump signals
- Signal reception from pretreatment
- Integrated conductivity meter



Piping:

- Mostly built using quick fittings, less PVC usage
- Easier, quick membrane replacement
- Bottom sealing instead of cord sealing



Construction:

- Made of stainless steel (except SC series)
- Connections made to one side of the equipment
- Easy transportation because of 1-element membrane housings
- 0.5 micron prefilter

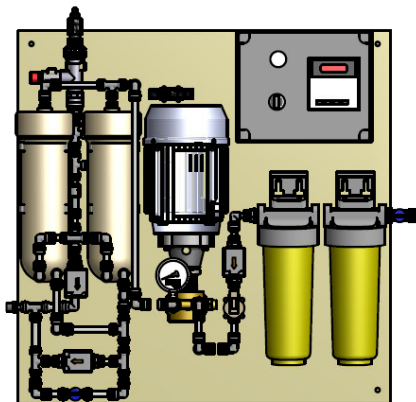


Pressure pump:


- 300 l/h permeate capacity per 4" membrane by high pressure pump up to 1200l/h
- Wide range with 1 and 3 phase pumps
- Due to permeate quality, approx. 10 bar pressure boost



2022/Reverse Osmosis Equipment with 1phase rotary vane pump



BlueClear-RO-90-R



BC-RO-300-R

BlueClear RO	R series (90l/h)	R series (150-500l/h)	SC series (300-600l/h)	S series (300-1500l/h)	G series (300-2500l/h)
Up to 2-3 hours of continuous operation	X	X			
Continuous operation (except membrane rinses)			X	X	X
1 phase impeller pump	X	X			
3 phase horizontal shaft pump					X
3 phase vertical shaft pump			X	X	
Mounted on PP sheet	X				
Mounted on powder coated carbon steel frame			X		
Mounted on stainless steel frame		X		X	X

913

Part No.	Products description	Recovery	Flow 25-10 °C	Connection	Pump Power	Prefilters Membranes
BlueClear-RO-90-R	Industrial reverse osmosis system with rotary vane pump installed on wall mounted PP frame	50%	110-90 L/h	Inlet—3/8" Outlet—3/8" Drain—3/8"	370 W 230 V 3.2 A	1pc FCPPS-10005 1pc FCCTO-10 2pcs ULP3012-400
BlueClear-RO-150-R	Industrial reverse osmosis system with rotary vane pump, installed on stainless steel frame	75%	175-150 L/h	Inlet—1/2" Outlet—1/2" Drain—1/2"	370 W 230 V 3.2 A	1pc FCPPS-10005 1pc ULP21-4021
BlueClear-RO-300-R	Industrial reverse osmosis system with rotary vane pump, installed on stainless steel frame	75%	350-300 L/h	Inlet—1/2" Outlet—1/2" Drain—1/2"	750 W 230 V 5.4 A	1pc FCPPS-10005 1pc ULP21-4040
BlueClear-RO-500-R	Industrial reverse osmosis system with rotary vane pump, installed on stainless steel frame	75%	550-500 L/h	Inlet—1/2" Outlet—1/2" Drain—1/2"	750 W 230 V 5.4 A	1pc FCPPS-10005 2pcs ULP21-4040

Part no.	Product description
RO-Plan	In case of any technical deviation from our series RO equipment, please order the individual product design. The custom production fee includes a quotation for the desired custom RO equipment according to your defined needs. According to our experience, in addition to the cost of other components that need to be installed, the custom produced equipment's price will be minimum 20% higher than the price of our standard equipment.

2022/Reverse Osmosis Equipment with 1phase rotary vane pump

For desalination the salinity of the filtered and softened or chemically conditioned water can be 1000 mg/l, above that salinity the working conditions of the device are going to be changed. Inlet water has to be free of Chlorine, colloidal Silica, parameters as Ba, Sr, Mn, Al, F, PO4 and COD to be within WHO standards, turbidity < 0.5 NTU and SDI < 3.

The amount of water produced depends on the raw water quality, temperature and conductivity.

Required raw water pressure is 2-4 bar.

Parts of reverse osmosis system BC-RO-90-R:

- 1 wall mounted PP frame
- 1 plastic control box for electronics
- 2 pre-filter made of PP incl. 0,5µm and activated carbon filter cartridges
- 2 pressure gauges filled with glycerine made of stainless steel
- 2 magnetic valve made of brass
- 1 pressure switch for raw water, made of brass
- 1 high pressure rotary vane pump mainly made of brass
- 2 set of pressure vessels made of plastic(EPDM)
- 2 set of membrane modules made of composite membrane (PE, PS, PA*)
- 1 piping made of PE quick fittings
- 1 system for automatic rinsing of membrane modules
- 1 Piping made of quick fittings
- 1 Control panel (display system processes, automatic flush during system start and stop, controlling of biocid and antiscaling dosing pumps, manual system start, conductivity measurement and display)

Parts of reverse osmosis system BC-RO-150-R, BC-RO-300-R and BC-RO-500-R:

- 1 compact frame made of stainless steel
- 1 control box
- 1 pre-filter made of PP incl. 0,5µm filter cartridges
- 1 pressure gauges
- 2 magnetic valve
- 1 pressure switch on inlet water
- 1 high pressure rotary vane pump mainly made of brass
- 1 or 2 set of pressure vessels made of stainless steel
- 1 or 2 set of membrane modules made of composite membrane (PE, PS, PA*)
- 3 flowmeters, 2 pcs with flow restrictor
- 1 automatic rinsing of membrane module before and after the water production
- 1 Piping made of quick fittings and PVC.
- 1 Control panel (display system processes, automatic flush during system start and stop, controlling of biocid and antiscaling dosing pumps, manual system start, conductivity measurement and display)

Technical Data (SDI ≤ 1)	BlueClear RO-90-R	BlueClear RO-150-R	BlueClear RO-300-R	BlueClear RO-500-R	unit
Permeate flow rate at 15°C, 600ppm salinity	approx. 0,09	approx. 0,15	approx. 0,30	approx. 0,5	(m³/h)
Permeate quality at 15°C, 600mg/l salinity	approx. 13 approx. 20	approx. 7 approx. 10	approx. 7 approx. 10	approx. 7 approx. 10	(mg/l) (µS/cm)
Operating pressure at 15°C, 600mg/l salinity	approx. 12	approx. 12	approx. 12	approx. 12	(bar)
Recovery*	50	75	75	75	(%)
Raw water consumption	approx. 0,18	approx. 0,2	approx. 0,4	approx. 0,67	(m³/h)
Required raw water pressure (min./max.)	3 / 6	3 / 6	3 / 6	3 / 6	(bar)
Mains supply	230/50	230/50	230/50	230/50	(V/Hz)
Power installed	0,37	0,37	0,75	0,75	(kW)
Connections raw water, permeate, concentrate	3/8, 3/8, 3/8	1/2, 1/2, 1/2	1/2, 1/2, 1/2	1/2, 1/2, 1/2	(")
Space requirements: H x W x D	750 x 770 x 200	1050 x 390 x 650	1370 x 390 x 650	1370 x 390 x 650	(mm)

2022/Reverse Osmosis Equipment installed on carbon steel frame

For desalination the salinity of the filtered and softened or chemically conditioned water can be 1000 mg/l, above that salinity the working conditions of the device are going to be changed. Inlet water has to be free of Chlorine, colloidal Silica, parameters as Ba, Sr, Mn, Al, F, PO4 and COD to be within WHO standards, turbidity < 0.5 NTU and SDI < 3.

The amount of water produced depends on the raw water quality, temperature and conductivity.

Required raw water pressure is 2-4 bar.

Part of the reverse osmosis systems:


- 1 pc Powder coated carbon steel metal frame
- 1 pc Pre-filter made of PP incl. 0,5µm filter cartridge
- 2 pcs Pressure gauges filled with glycerin, made of stainless steel
- 2 pcs Brass magnetic valves
- 1 pc Brass pressure switch on inlet water
- 1 pc High pressure pump (R series—rotary vanne, S series – Shimge, G series - Grundfos)
- 1 - 2 pcs Stainless steel, standing pressure vessel
- 1 - 2 pcs Vontron membrane
- 1 pc Flow meter for permeate, made of polyamide
- 1 pc Adjustable flow meter for recirculation
- 1 pc Adjustable flow meter for concentrate
- 1 pc Piping made of quick fittings and PVC.
- 1 pc Control panel (display system processes, automatic flush during system start and stop, controlling of biocid and antiscaling dosing pumps, manual system start, conductivity measurement and display)

BlueClear RO	R series (90l/h)	R series (150-500l/h)	SC series (300-600l/h)	S series (300-1500l/h)	G series (300-2500l/h)
Up to 2-3 hours of continuous operation	X	X			
Continuous operation (except membrane rinses)			X	X	X
1 phase impeller pump	X	X			
3 phase horizontal shaft pump					X
3 phase vertical shaft pump			X	X	
Mounted on PP sheet	X				
Mounted on powder coated carbon steel frame			X		
Mounted on stainless steel frame		X		X	X

Part No.	Products description	Rec.	Flow 25-10 °C	Connection	Pump type	Pump power	Prefilters Membranes
BlueClear-RO-300/4-SC	Industrial reverse osmosis system with membranes and centrifugal pump installed on carbon steel frame	75%	380-300 L/h	Inlet—1/2" Outlet—1/2" Drain—1/2"	PL2-13	2,2kW	1pc FCPPS-10005 1pc ULP21-4040
BlueClear-RO-600/4-SC	Industrial reverse osmosis system with membranes and centrifugal pump installed on carbon steel frame	75%	750-600 L/h	Inlet—1/2" Outlet—1/2" Drain—1/2"	PL2-13	2,2kW	1pc FCPPS-10005 2pcs ULP21-4040

2022/Reverse Osmosis Equipment installed on carbon steel frame

Technical data (SDI ≤ 1)	BlueClear RO-300/4-SC	BlueClear RO-600/4-SC	unit
Permeate flow rate at 10-15°C and between 600-1000ppm	approx.. 0,3	approx.. 0,6	(m ³ /h)
Operating pressure at 15°C, 600mg/l (1000ppm) salinity	approx. 11.3 (12.8)	approx. 11.2 (12.8)	(bar)
Permeate quality 10°C, 600mg/l salinity	approx. 13.2 (14.8)	approx 13.1 (14.7)	(mg/l) (μS/cm)
Recovery	75% (max. 80%)	75% (max. 80%)	(%)
Raw water consumption	approx.. 0,4	approx.. 0,8	(m ³ /h)
Membrane connections	1x1	1x2	
Power installed	2,2	2,2	(kW)
Connections: raw water, permeate, concentrate	1/2", 1/2", 1/2"	1/2", 1/2", 1/2"	(")
Dimensions: H x W x D	1370 x 390 x 650	1370 x 390 x 650	(mm)



BC-RO-600/4-SC

915

Part number	Product	Capacity	Grundfos Pump
STO-500	Permeate tank with pump	500 liter	SCALA2 / H=45 m / Q=3 m ³ /h
STO-1000	Permeate tank with pump	1000 liter	SCALA2 / H=45 m / Q=3 m ³ /h
STO-1500	Permeate tank with pump	1500 liter	SCALA2 / H=45 m / Q=3 m ³ /h
STO-2000	Permeate tank with pump	2000 liter	SCALA2 / H=45 m / Q=3 m ³ /h

2022/Reverse Osmosis Equipment installed with Shimgge pump

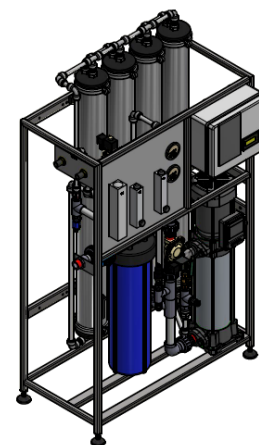
For desalination the salinity of the filtered and softened or chemically conditioned water can be 1000 mg/l, above that salinity the working conditions of the device are going to be changed. Inlet water has to be free of Chlorine, colloidal Silica, parameters as Ba, Sr, Mn, Al, F, PO4 and COD to be within WHO standards, turbidity < 0.5 NTU and SDI < 3.

The amount of water produced depends on the raw water quality, temperature and conductivity.

Required raw water pressure is 2-4 bar.

Parts of the RO system:

- 1 compact frame made of stainless steel
- 1 mechanical prefilter with 0,5µm PP filter cartridge
- 2 pressure gauges filled with glycerine, made of stainless steel
- 2 magnetic valve, made of brass
- 1 pressure switch for raw water, made of brass
- 1 high pressure pump (R series—rotary, S series—Shimgge, G series—Grundfos)
- 1 - 6 pressure vessels made of stainless steel
- 1 - 6 membrane modules made of composite membrane (PE, PS, PA*)
- 1 Flow meter for permeate, made of polyamide
- 1 Adjustable flow meter for recirculation
- 1 Adjustable flow meter for concentrate
- 1 Piping made of quick fittings and PVC.
- 1 Control panel (display system processes, automatic flush during system start and stop, controlling of bio-cid and antiscaling dosing pumps, manual system start, conductivity measurement and display)



BlueClear-RO-1200/4-S

BlueClear RO	R series (90l/h)	R series (150-500l/h)	SC series (300-600l/h)	S series (300-1500l/h)	G series (300-2500l/h)
Up to 2-3 hours of continuous operation	X	X			
Continuous operation (except membrane rinses)			X	X	X
1 phase impeller pump	X	X			
3 phase horizontal shaft pump					X
3 phase vertical shaft pump			X	X	
Mounted on PP sheet	X				
Mounted on powder coated carbon steel frame			X		
Mounted on stainless steel frame		X		X	X

919

Part No.	Products description	Rec.	Flow 25-10 °C	Connection	Pump type	Pump power	Prefilters Membranes
BlueClear-RO-300/4-S	Industrial reverse osmosis system with membranes and centrifugal pump	75%	380-300 L/h	Inlet—1/2" Outlet—1/2" Drain—1/2"	PL2-13	2,2kW	1pc FCPPS-10005 1pc ULP21-4040
BlueClear-RO-600/4-S	Industrial reverse osmosis system with membranes and centrifugal pump	75%	750-600 L/h	Inlet—1/2" Outlet—1/2" Drain—1/2"	PL2-13	2,2kW	1pc FCPPS-10005 2pc ULP21-4040
BlueClear-RO-900/4-S	Industrial reverse osmosis system with membranes and centrifugal pump	75%	1080-900 L/h	Inlet—1" Outlet—1/2" Drain—1/2"	PL2-13	2,2kW	1pc FCPPS-20B005 3pc ULP21-4040
BlueClear-RO-1200/4-S	Industrial reverse osmosis system with membranes and centrifugal pump	75%	1410-1200 L/h	Inlet—1" Outlet—1/2" Drain—1/2"	PL2-13	2,2kW	1pc FCPPS-20B005 4pc ULP21-4040
BlueClear-RO-1500/4-S	Industrial reverse osmosis system with membranes and centrifugal pump	75%	1700-1500 L/h	Inlet—1" Outlet—1" Drain—1"	PL2-13	2,2kW	2pc FCPPS-20B005 6pc ULP21-4040

Part no.	Product description
RO-Plan	In case of any technical deviation from our series RO equipment, please order the individual product design. The custom production fee includes a quotation for the desired custom RO equipment according to your defined needs. According to our experience, in addition to the cost of other components that need to be installed, the custom produced equipment's price will be minimum 20% higher than the price of our standard equipment.

2022/Reverse Osmosis Equipment installed with Shimge pump

Technical data (SDI ≤ 1)	BC-RO-300/4-S	BC-RO-600/4-S	BC-RO-900/4-S	BC-RO-1200/4-S	BC-RO-1500/4-S	unit
Permeate flow rate at 10-15°C and between 600-1000ppm	approx. 0.3	approx. 0.6	approx. 0.9	approx. 1.2	approx. 1.5	(m ³ /h)
Permeate flow rate at 25°C, 600ppm salinity	approx. 0.4	approx. 0.7	approx. 1.1	approx. 1.4	approx. 2.0	(m ³ /h)
Operating pressure at 15°C, 600mg/l (1000ppm) salinity	approx. 11.3 (12.8)	approx. 11.2 (12.8)	approx. 11.1 (12.4)	approx. 11.2 (12.8)	approx. 9.4 (10.7)	(bar)
Operating pressure at 10°C, 600mg/l (1000ppm) salinity	approx. 13.2 (14.8)	approx. 13.1 (14.7)	approx. 13.1 (14.4)	approx. 13.1 (14.7)	approx. 11.0 (12.3)	(bar)
Permeate quality 10°C, 600mg/l salinity	approx. 10.2 approx. 15.9	approx. 3.5 approx. 5.5	approx. 3.2 approx. 5.0	approx. 3.5 approx. 5.5	approx. 4.6 approx. 7.2	(mg/l) (μS/cm)
Recovery	75% (max. 80%)	75% (max. 80%)	75% (max. 80%)	75% (max. 80%)	75% (max. 80%)	(%)
Raw water consumption	approx. 0,4	approx. 0,8	approx. 1,2	approx. 1,6	approx. 2,0	(m ³ /h)
Membrane connections	1x1	1x2	1x3	2x2	2x3	
Power installed	2,2	2,2	2,2	2,2	2,2	(kW)
Connections raw water, permeate, concentrate	1/2", 1/2", 1/2"	1/2", 1/2", 1/2"	1", 1/2", 1/2"	1", 1/2", 1/2"	1", 1", 1"	(")
Dimensions: H x W x D	1370 x 390 x 650	1370 x 390 x 650	1580 x 840 x 500	1580 x 840 x 500	1800 x 1060 x 800	(mm)



The water storage tank set is able to accumulate the permeate and forward it with pressure and also to control the RO system.

915

Part number	Product	Capacity	Grundfos Pump
STO-500	Permeate tank with pump	500 liter	SCALA2 / H=45 m / Q=3 m ³ /h
STO-1000	Permeate tank with pump	1000 liter	SCALA2 / H=45 m / Q=3 m ³ /h
STO-1500	Permeate tank with pump	1500 liter	SCALA2 / H=45 m / Q=3 m ³ /h
STO-2000	Permeate tank with pump	2000 liter	SCALA2 / H=45 m / Q=3 m ³ /h

2022/Reverse Osmosis Equipment installed with Grundfos pump

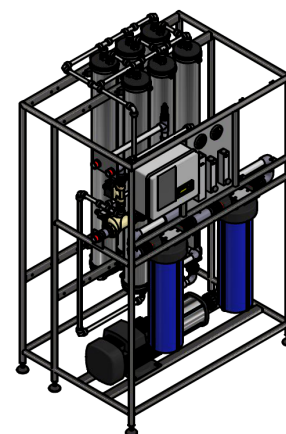
For desalination the salinity of the filtered and softened or chemically conditioned water can be 1000 mg/l, above that salinity the working conditions of the device are going to be changed. Inlet water has to be free of Chlorine, colloidal Silica, parameters as Ba, Sr, Mn, Al, F, PO4 and COD to be within WHO standards, turbidity < 0.5 NTU and SDI < 3.

The amount of water produced depends on the raw water quality, temperature and conductivity.

Required raw water pressure is 2-4 bar.

Parts of the RO system:

- 1 compact frame made of stainless steel
- 1 mechanical prefilter with 0,5µm PP filter cartridge
- 2 pressure gauges filled with glycerine, made of stainless steel
- 2 magnetic valve, made of brass
- 1 pressure switch for raw water, made of brass
- 1 high pressure pump (R series—rotary, S series—Shimge, G series—Grundfos)
- 1-9 pressure vessels made of stainless steel
- 1-9 membrane modules made of composite membrane (PE, PS, PA*)
- 1 Flow meter for permeate, made of polyamide
- 1 Adjustable flow meter for recirculation
- 1 Adjustable flow meter for concentrate
- 1 Piping made of quick fittings and PVC.
- 1 Control panel (display system processes, automatic flush during system start and stop, controlling of biocid and antiscaling dosing pumps, manual system start, conductivity measurement and display)



BlueClear-RO-1500/4-G

BlueClear RO	R series (90l/h)	R series (150-500l/h)	SC series (300-600l/h)	S series (300-1500l/h)	G series (300-2500l/h)
Up to 2-3 hours of continuous operation	X	X			
Continuous operation (except membrane rinses)			X	X	X
1 phase impeller pump	X	X			
3 phase horizontal shaft pump					X
3 phase vertical shaft pump			X	X	
Mounted on PP sheet	X				
Mounted on powder coated carbon steel frame			X		
Mounted on stainless steel frame		X		X	X

914

Part No.	Products description	Rec.	Flow 25-10 °C	Connection	Grundfos pump	Pump power	Prefilters Membranes
BlueClear-RO-300/4-G	Industrial reverse osmosis system with membranes and centrifugal pump	75%	380-300 L/h	Bemenet—1/2" Kimenet—1/2" Csatorna—1/2"	CMI-3-12	1,58kW	1pc FCPPS-10005 1pc ULP21-4040
BlueClear-RO-600/4-G	Industrial reverse osmosis system with membranes and centrifugal pump	75%	750-600 L/h	Bemenet—1/2" Kimenet—1/2" Csatorna—1/2"	CMI-3-12	1,58kW	1pc FCPPS-10005 2pcs ULP21-4040
BlueClear-RO-900/4-G	Industrial reverse osmosis system with membranes and centrifugal pump	75%	1080-900 L/h	Bemenet—1" Kimenet—1/2" Csatorna—1/2"	CMI-3-12	1,58kW	1pc FCPPS-20B005 3pcs ULP21-4040
BlueClear-RO-1200/4-G	Industrial reverse osmosis system with membranes and centrifugal pump	75%	1410-1200 L/h	Bemenet—1" Kimenet—1/2" Csatorna—1/2"	CMI-3-14	2,2kW	1pc FCPPS-20B005 4pcs ULP21-4040
BlueClear-RO-1500/4-G	Industrial reverse osmosis system with membranes and centrifugal pump	75%	2000-1500 L/h	Bemenet—1" Kimenet—1" Csatorna—1"	CMI-3-14	2,2 kW	2pc FCPPS-20B005 6pcs ULP21-4040
BlueClear-RO-2000/4-G	Industrial reverse osmosis system with membranes and centrifugal pump	75%	2500-2000 L/h	Bemenet—1" Kimenet—1" Csatorna—1"	CMI-3-14	2,2 kW	2pc FCPPS-20B005 8pcs ULP21-4040
BlueClear-RO-2500/4-G	Industrial reverse osmosis system with membranes and centrifugal pump	75%	3000-2500 L/h	Bemenet—1" Kimenet—1" Csatorna—1"	CMI-5-13	3,2 kW	2pcs FCPPS-20B005 9pcs ULP21-4040

Part no.	Product description
RO-Plan	In case of any technical deviation from our series RO equipment, please order the individual product design. The custom production fee includes a quotation for the desired custom RO equipment according to your defined needs. According to our experience, in addition to the cost of other components that need to be installed, the custom produced equipment's price will be minimum 20% higher than the price of our standard equipment.

2022/Reverse Osmosis Equipment installed with Grundfos pump

Technical data (SDI ≤ 1)	BlueClear RO-300/4-G	BlueClear RO-600/4-G	BlueClear RO-900/4-G	BlueClear RO-1200/4-G	BlueClear RO-1500/4-G	BlueClear RO-2000/4-G	BlueClear RO-2500/4-G	unit
Permeate flow rate at 10-15°C and between 600-1000ppm	approx. 0.3	approx. 0.6	approx. 0.9	approx. 1.2	approx. 1.5	approx.. 2.0	approx. 2.5	(m ³ /h)
Permeate flow rate at 25°C, 600ppm salinity	approx. 0.4	approx. 0.7	approx. 1.1	approx. 1.4	approx. 2.0	approx. 2.5	approx. 3.0	(m ³ /h)
Operating pressure at 15°C, 600mg/l (1000ppm) salinity	approx. 11.3 (12.8)	approx. 11.2 (12.8)	approx. 11.1 (12.4)	approx. 11.2 (12.8)	approx. 9.4 (10.7)	approx. 9.4 (10.5)	approx. 10.4 (11.6)	(bar)
Operating pressure at 10°C, 600mg/l (1000ppm) salinity	approx. 13.2 (14.8)	approx. 13.1 (14.7)	approx. 13.1 (14.4)	approx. 13.1 (14.7)	approx. 11.0 (12.3)	approx. 10.9 (12.1)	approx. 12.2 (13.4)	(bar)
Permeate quality 10°C, 600mg/l salinity	approx. 10.2 approx. 15.9	approx. 3.5 approx. 5.5	approx. 3.2 approx. 5.0	approx. 3.5 approx. 5.5	approx. 4.6 approx. 7.2	approx. 4.2 approx. 6.6	approx. 3.7 approx. 5.8	(mg/l) (µS/cm)
Recovery	75% (max. 80%)	75% (max. 80%)	75% (max. 80%)	75% (max. 80%)	75% (max. 80%)	75% (max. 80%)	75% (max. 80%)	(%)
Raw water consumption	kb. 0,4	kb. 0,8	kb. 1,2	kb. 1,6	kb. 2,0	kb. 2,7	kb. 3,3	(m ³ /h)
Membrane connections	1x1	1x2	1x3	2x2	2x3	2x4	3x3	
Power installed	1,58	1,58	1,58	2,2	2,2	2,2	3,2	(kW)
Connections: raw water, permeate, concentrate	1/2", 1/2", 1/2"	1/2", 1/2", 1/2"	1", 1/2", 1/2"	1", 1/2", 1/2"	1", 1", 1"	1", 1", 1"	1", 1", 1"	(")
Dimensions: H x W x D	1370 x 390 x 650	1370 x 390 x 650	1580 x 840 x 500	1580 x 840 x 500	1800 x 1060 x 800	1800 x 1060 x 800	1800 x 1060 x 800	(mm)



The water storage tank set is able to accumulate the permeate and forward it with pressure and also to control the RO system.

915

Part number	Product	Capacity	Grundfos Pump
STO-500	Permeate tank with pump	500 liter	SCALA2 / H=45 m / Q=3 m ³ /h
STO-1000	Permeate tank with pump	1000 liter	SCALA2 / H=45 m / Q=3 m ³ /h
STO-1500	Permeate tank with pump	1500 liter	SCALA2 / H=45 m / Q=3 m ³ /h
STO-2000	Permeate tank with pump	2000 liter	SCALA2 / H=45 m / Q=3 m ³ /h

2022/Reverse Osmosis Systems without CIP system

For desalination the salinity of the filtered and softened or chemically conditioned water can be 1000 mg/l, above that salinity the working conditions of the device are going to be changed. Inlet water has to be free of Chlorine, colloidal Silica, parameters as Ba, Sr, Mn, Al, F, PO4 and COD to be within WHO standards, turbidity £ 0.5 NTU and SDI £ 3.

Parts of the RO system:

- 1 Stainless steel frame
- 1 Steel control box
- 1 Front table for control instruments made of PP
- 1 Stainless steel pre-filter
- 5-10 0,5µm PP filter cartridges
- 3 pressure gauges filled with glycerine, made of stainless steel
- 2 magnetic valves, made of brass
- 1 pressure switch for raw water, made of brass
- 1 high pressure Grundfos centrifugal pump with 3-phase motor
- 3 - 7 pressure vessels made of fiber glass
- 3 - 21 membrane modules made of composite membrane (PE, PS, PA*)
- 1 flow meters (rotameter)
- 2 adjustable regulation valves for concentrate and recirculation
- 1 piping made of PVC
- 1 system for automatic rinsing of membrane modules before and after the water production
- 1 Control panel with microprocessor according to EN 60204, DIN VDE 0113 standard - protection class IP 54 incl. operation and malfunction LEDs, main switch, high conductivity alarm, pre-treatment connection, as well as level control for permeate tank

Unit wired, pre-assembled and ready for installation.

* PE = Polyester, PS = Polysulfon, PA= Polyamide, PP= Polypropylene

* Our products are produced according to EC (European Community) standards and will be delivered incl. EC conformity declaration as well as CE (Certificate European) plate, this needs to be indicated when placing order.

* The amount of water produced depends on the raw water quality, temperature and conductivity.

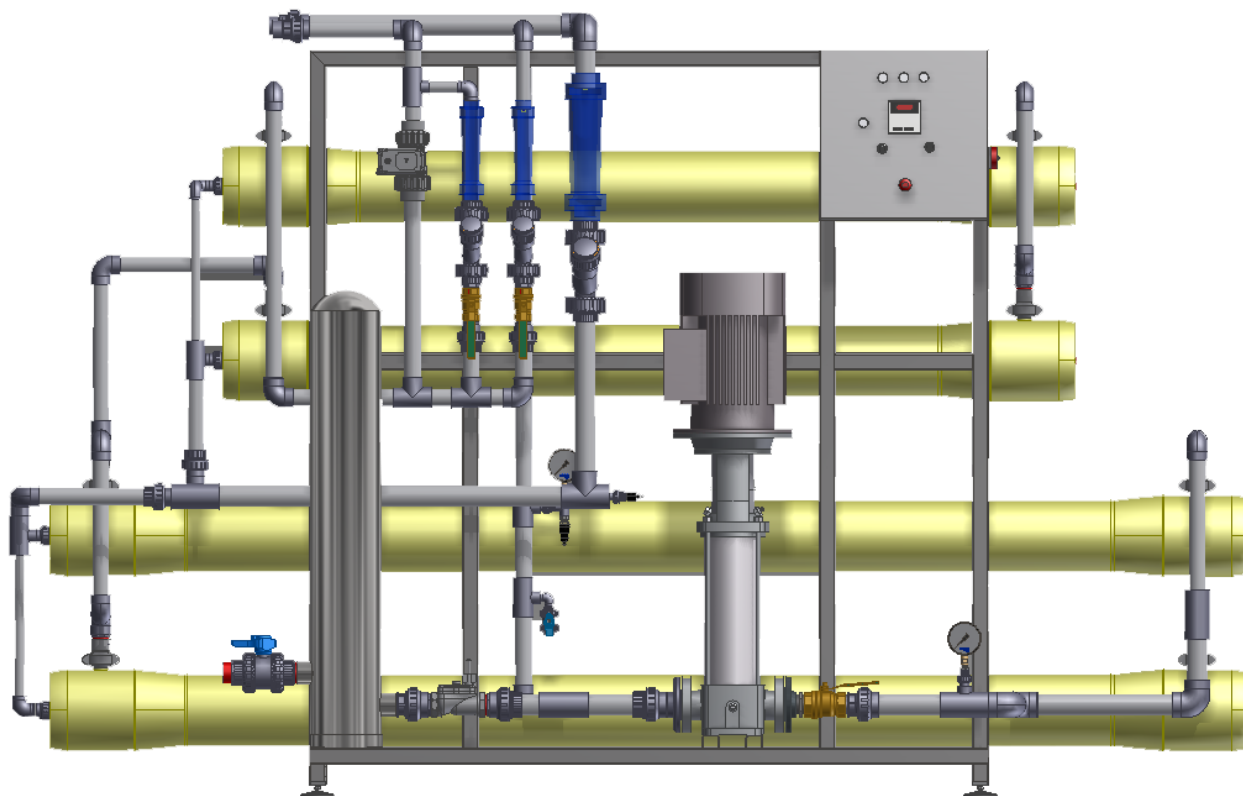
* Required raw water pressure is 3-6 bar.

916

Part No.	Products description	Rec.	Flow 25-10°C	Connection	Grundfos pump	Pump power	Prefilters Membranes
BlueClear-RO-3000/8-G	Industrial reverse osmosis system without CIP system With membranes	80%	3.6-3.0 m³/h	Inlet—6/4" Outlet—1" Drain—1"	CM10-7	5.8 kW	5pcs FCPPS-20005 3pcs ULP22-8040
BlueClear-RO-4000/8-G	Industrial reverse osmosis system without CIP system With membranes	80%	5.4-4.0 m³/h	Inlet—6/4" Outlet—5/4" Drain—5/4"	CM10-7	5.8 kW	5pcs FCPPS-20005 4pcs ULP22-8040
BlueClear-RO-5000/8-G	Industrial reverse osmosis system without CIP system With membranes	80%	5.4-5.0 m³/h	Inlet—6/4" Outlet—5/4" Drain—5/4"	CM10-8	5.8 kW	5pcs FCPPS-20005 4pcs ULP22-8040
BlueClear-RO-6000/8-G	Industrial reverse osmosis system without CIP system With membranes	80%	7.1-6.0 m³/h	Inlet—6/4" Outlet—5/4" Drain—5/4"	CM10-8	5.8 kW	5pcs FCPPS-20005 5pcs ULP22-8040
BlueClear-RO-8000/8-G	Industrial reverse osmosis system without CIP system With membranes	80%	11.1-8.0 m³/h	Inlet—2" Outlet—6/4" Drain—6/4"	CR10-16	7.5 kW	5pcs FCPPS-40005 7pcs ULP22-8040
BlueClear-RO-10000/8-G	Industrial reverse osmosis system without CIP system With membranes	80%	13.5-10.0 m³/h	Inlet—2" Outlet—6/4" Drain—6/4"	CR15-9	7.5 kW	5pcs FCPPS-40005 8pcs ULP22-8040
BlueClear-RO-12000/8-G	Industrial reverse osmosis system without CIP system With membranes	80%	16.4-12.0 m³/h	Inlet—2" Outlet—6/4" Drain—6/4"	CR15-10	11 kW	5pcs FCPPS-40005 10pcs ULP22-8040
BlueClear-RO-15000/8-G	Industrial reverse osmosis system without CIP system With membranes	80%	18.8-15.0 m³/h	Inlet—2" Outlet—6/4" Drain—6/4"	CR15-14	11 kW	10pcs FCPPS-40005 12pcs ULP22-8040
BlueClear-RO-20000/8-G	Industrial reverse osmosis system without CIP system With membranes	80%	23.2-20.0 m³/h	Inlet—2" Outlet—2" Drain—2"	CR20-14	15 kW	10pcs FCPPS-40005 18pcs ULP22-8040
BlueClear-RO-25000/8-G	Industrial reverse osmosis system without CIP system With membranes	80%	31.5-25.0 m³/h	Inlet—3" Outlet—2" Drain—2"	CR32-8	15 kW	10pcs FCPPS-40005 21pcs ULP22-8040

Part no.	Product description
RO-Plan	In case of any technical deviation from our series RO equipment, please order the individual product design. The custom production fee includes a quotation for the desired custom RO equipment according to your defined needs. According to our experience, in addition to the cost of other components that need to be installed, the custom produced equipment's price will be minimum 20% higher than the price of our standard equipment.

2022/Reverse Osmosis Systems without CIP system



BlueClear-RO-12000/8

Technical Data	BC-RO 3000/8"	BC-RO 4000/8"	BC-RO 5000/8"	BC-RO 6000/8"	BC-RO 8000/8"	BC-RO 10000/8"	BC-RO 12000/8"	BC-RO 15000/8"	BC-RO 20000/8"	BC-RO 25000/8"	unit
Permeate flow rate at 10-15°C and between 600-1000ppm	kb. 3,0	kb. 4,0	kb. 5,0	kb. 6,0	kb. 8,0	kb. 10,0	kb. 12,0	kb. 15,0	kb. 20,0	kb. 25,0	(m ³ /h)
Permeate flow rate at 25°C, 600ppm salinity	kb. 3,6	kb. 5,4	kb. 5,4	kb. 7,1	kb. 11,1	kb. 13,5	kb. 16,4	kb. 18,8	kb. 26,2	kb. 33,5	(m ³ /h)
Operating pressure at 15°C, 600mg/l (1000ppm) salinity	kb. 9,8 (11,3)	kb. 9,7 (11,1)	kb. 11,6 (13,0)	kb. 11,2 (12,4)	kb. 10,8 (11,8)	kb. 11,4 (12,7)	kb. 11,0 (12,0)	kb. 11,7 (12,7)	kb. 11,1 (12,0)	kb. 11,1 (12,1)	(bar)
Operating pressure at 10°C, 600mg/l (1000ppm) salinity	kb. 11,4 (12,9)	kb. 11,1 (12,6)	kb. 13,5 (14,9)	kb. 13,0 (14,2)	kb. 12,4 (13,6)	kb. 13,3 (14,6)	kb. 12,8 (13,8)	kb. 13,6 (14,6)	kb. 12,7 (13,7)	kb. 12,8 (13,8)	(bar)
Permeate quality 10° C, 600mg/l salinity	kb. 13,8 kb. 21,5	kb. 12,2 kb. 19,0	kb. 9,4 kb. 14,7	kb. 8,7 kb. 13,6	kb. 7,7 kb. 12,0	kb. 7,9 kb. 12,3	kb. 6,8 kb. 10,6	kb. 6,3 kb. 9,9	kb. 7,1 kb. 11,1	kb. 6,6 kb. 10,3	(mg/l) (µS/cm)
Recovery	80% (max. 85%)	80% (max. 85%)	80% (max. 85%)	80% (max. 85%)	80% (max. 85%)	80% (max. 85%)	80% (max. 85%)	80% (max. 85%)	80% (max. 85%)	80% (max. 85%)	(%)
Raw water consumption	kb. 3,7	kb. 5,0	kb. 6,2	kb. 7,5	kb. 10,0	kb. 12,5	kb. 15,0	kb. 18,7	kb. 25,0	kb. 31,2	(m ³ /h)
Number and type of membranes	3db ULP22-8040	4db ULP22-8040	4db ULP22-8040	5db ULP22-8040	7 db ULP22-8040	8 db ULP22-8040	10 db ULP22-8040	12 db ULP22-8040	18 db ULP22-8040	21 db ULP22-8040	db
Membrane connections 1.stage—2.stage	1x3	1x4	1x4	1x5	1x7	2x3—1x2	2x3—1x4	2x3—1x6	2x6—1x6	3x6—1x3	-
Dimensions: H x W x D	2000 x 3700 x 800	2000 x 2750 x 800	2000 x 2750 x 800	2000 x 3700 x 800	2000 x 3700 x 800	2000 x 3700 x 800	2300 x 3700 x 850	2300 x 3700 x 940	2300 x 6900 x 1000	2300 x 6900 x 1000	(mm)

The calculation of RO units installed with Vontron membranes can be download from the following links:

The calculations include the following 5 operational status in case of each units.

- 1 [Nominal permeate flow at 10°C, 600ppm salt content](#)
- 2 [Nominal permeate flow at 10°C, 1000ppm salt content](#)
- 3 [Nominal permeate flow at 15°C, 600ppm salt content](#)
- 4 [Nominal permeate flow at 15°C, 1000ppm salt content](#)
- 5 [Nominal permeate flow at 25°C, 600ppm salt content](#)

2022/Reverse Osmosis Systems with CIP system

For desalination the salinity of the filtered and softened or chemically conditioned water can be 1000 mg/l, above that salinity the working conditions of the device are going to be changed. Inlet water has to be free of Chlorine, colloidal Silica, parameters as Ba, Sr, Mn, Al, F, PO4 and COD to be within WHO standards, turbidity £ 0.5 NTU and SDI £ 3.

Parts of the RO system:

- 1 Stainless steel frame
 - 1 Steel control box
 - 1 Front table for control instruments made of PP
 - 1 Stainless steel pre-filter
 - 5 0,5µm PP filter cartridges
 - 3 pressure gauges filled with glycerine, made of stainless steel
 - 2 magnetic valves, made of brass
 - 1 pressure switch for raw water, made of brass
 - 1 high pressure Grundfos centrifugal pump with 3-phase motor
 - 1-4 pressure vessels made of fiber glass
 - 3 - 21 membrane modules made of composite membrane (PE, PS, PA*)
 - 1 flow meters (rotameter)
 - 2 adjustable regulation valves for concentrate and recirculation
 - 1 piping made of PVC
 - 1 system for automatic rinsing of membrane modules before and after the water production
 - 1 CIP system for chemical cleaning, disinfecting or stand still conversion of modules and piping incl. Grundfos pump made of stainless steel, CIP tank
 - 1 Control panel with microprocessor according to EN 60204, DIN VDE 0113 standard - protection class IP 54 incl. operation and malfunction LEDs, main switch, high conductivity alarm, pre-treatment connection, as well as level control for permeate tank
- Unit wired, pre-assembled and ready for installation.

* PE = Polyester, PS = Polysulfon, PA= Polyamide, PP= Polypropylene

* Our products are produced according to EC (European Community) standards and will be delivered incl. EC conformity declaration as well as CE (Certificate European) plate, this needs to be indicated when placing order.


* The amount of water produced depends on the raw water quality, temperature and conductivity.

* Required raw water pressure is 3-6 bar.

916

Part No.	Products description	Rec.	Flow 25-10°C	Connection	Grundfos pump	Pump power	Prefilters Membranes
BC-RO-3000/8-CIP-G	Industrial reverse osmosis system with CIP system With membranes	80%	3.6-3.0 m³/h	Inlet—6/4" Outlet—1" Drain—1"	CM10-7	5.8 kW	5pc FCPPS-20005 3pc ULP22-8040
BC-RO-4000/8-CIP-G	Industrial reverse osmosis system with CIP system With membranes	80%	5.4-4.0 m³/h	Inlet—6/4" Outlet—5/4" Drain—5/4"	CM10-7	5.8 kW	5pc FCPPS-20005 4pc ULP22-8040
BC-RO-5000/8-CIP-G	Industrial reverse osmosis system with CIP system With membranes	80%	5.4-5.0 m³/h	Inlet—6/4" Outlet—5/4" Drain—5/4"	CM10-8	5.8 kW	5pc FCPPS-20005 4pc ULP22-8040
BC-RO-6000/8-CIP-G	Industrial reverse osmosis system with CIP system With membranes	80%	7.1-6.0 m³/h	Inlet—6/4" Outlet—5/4" Drain—5/4"	CM10-8	5.8 kW	5pc FCPPS-20005 5pc ULP22-8040
BC-RO-8000/8-CIP-G	Industrial reverse osmosis system with CIP system With membranes	80%	11.1-8.0 m³/h	Inlet—2" Outlet—6/4" Drain—6/4"	CR10-16	7.5 kW	5pc FCPPS-40005 7pc ULP22-8040
BC-RO-10000/8-CIP-G	Industrial reverse osmosis system with CIP system With membranes	80%	13.5-10.0 m³/h	Inlet—2" Outlet—6/4" Drain—6/4"	CR15-9	7.5 kW	5pc FCPPS-40005 8pc ULP22-8040
BC-RO-12000/8-CIP-G	Industrial reverse osmosis system with CIP system With membranes	80%	16.4-12.0 m³/h	Inlet—2" Outlet—6/4" Drain—6/4"	CR15-10	11 kW	5pc FCPPS-40005 10pc ULP22-8040
BC-RO-15000/8-CIP-G	Industrial reverse osmosis system with CIP system With membranes	80%	18.8-15.0 m³/h	Inlet—2" Outlet—6/4" Drain—6/4"	CR15-14	11 kW	10pc FCPPS-40005 12pc ULP22-8040
BC-RO-20000/8-CIP-G	Industrial reverse osmosis system with CIP system With membranes	80%	23.2-20.0 m³/h	Inlet—2" Outlet—2" Drain—2"	CR20-14	15 kW	10pc FCPPS-40005 18pc ULP22-8040
BC-RO-25000/8-CIP-G	Industrial reverse osmosis system with CIP system With membranes	80%	31.5-25.0 m³/h	Inlet—3" Outlet—2" Drain—2"	CR32-8	15 kW	10pc FCPPS-40005 21pc ULP22-8040

Part no.	Product description
RO-Plan	In case of any technical deviation from our series RO equipment, please order the individual product design. The custom production fee includes a quotation for the desired custom RO equipment according to your defined needs. According to our experience, in addition to the cost of other components that need to be installed, the custom produced equipment's price will be minimum 20% higher than the price of our standard equipment.



BlueClear-RO-80000-CIP

Technical Data	BC-RO-3000/ 8"-CIP	BC-RO-4000/ 8"-CIP	BC-RO-5000/ 8"-CIP	BC-RO-6000/ 8"-CIP	BC-RO-8000/ 8"-CIP	BC-RO-10000/ 8"-CIP	BC-RO-12000/ 8"-CIP	BC-RO-15000/ 8"-CIP	BC-RO-20000/ 8"-CIP	BC-RO-25000/ 8"-CIP	Unit
Permeate flow rate at 10 -15°C and between 600-1000ppm	approx. 3,0	approx. 4,0	approx. 5,0	approx. 6,0	approx. 8,0	approx. 10,0	approx. 12,0	approx. 15,0	approx. 20,0	approx. 25,0	(m ³ /h)
Permeate flow rate at 25°C, 600ppm salinity	approx. 3,6	approx. 5,4	approx. 5,4	approx. 7,1	approx. 11,1	approx. 13,5	approx. 16,4	approx. 18,8	approx. 26,2	approx. 33,5	(m ³ /h)
Operating pressure at 15°C, 600mg/l (1000ppm) salinity	approx. 9.8 (11.3)	approx. 9.7 (11.1)	approx. 11.6 (13.0)	approx. 11.2 (12.4)	approx. 10.8 (11.8)	approx. 11.4 (12.7)	approx. 11.0 (12.0)	approx. 11.7 (12.7)	approx. 11.1 (12.0)	approx. 11.1 (12.1)	(bar)
Operating pressure at 10°C, 600mg/l (1000ppm) salinity	approx. 11.4 (12.9)	approx. 11.1 (12.6)	approx. 13.5 (14.9)	approx. 13.0 (14.2)	approx. 12.4 (13.6)	approx. 13.3 (14.6)	approx. 12.8 (13.8)	approx. 13.6 (14.6)	approx. 12.7 (13.7)	approx. 12.8 (13.8)	(bar)
Permeate quality 10°C, 600mg/l salinity	approx. 13.8 approx. 21.5	approx. 12.2 approx. 19.0	approx. 9.4 approx. 14.7	approx. 8.7 approx. 13.6	approx. 7.7 approx.	approx. 7.9 approx.	approx. 6.8 approx.	approx. 6.3 approx.	approx. 7.1 approx.	approx. 6.6 approx.	(mg/l) (μS/cm)
Recovery	80% (max. 85%)	80% (max. 85%)	80% (max. 85%)	80% (max. 85%)	80% (max. 85%)	80% (max. 85%)	80% (max. 85%)	80% (max. 85%)	80% (max. 85%)	80% (max. 85%)	(%)
Raw water consumption	approx. 3,7	approx. 5,0	approx. 6,2	approx. 7,5	approx. 10,0	approx. 12,5	approx. 15,0	approx. 18,7	approx. 25,0	approx. 31,2	(m ³ /h)
Number and type of membranes	3pc ULP22-8040	4pc ULP22-8040	4pc ULP22-8040	5pc ULP22-8040	7pc ULP22-8040	8pc ULP22-8040	10pc ULP22-8040	12pc ULP22-8040	18pc ULP22-8040	21pc ULP22-8040	-
Membrane connections 1.stage—2.stage	1x3	1x4	1x4	1x5	1x7	2x3—1x2	2x3—1x4	2x3—1x6	2x6—1x6	3x6—1x3	-
Dimensions: H x W x D	2000 x 3700 x 860	2000 x 2750 x 860	2000 x 2750 x 860	2000 x 3700 x 860	2000 x 3700 x 860	2000 x 3700 x 860	2300 x 3700 x 1050	2300 x 3700 x 1080	2300x900x 1000 CIP—1800x 900x920	2300x900x 1000 CIP—1800x 900x920	(mm)

The calculation of RO units installed with Vontron membranes can be download from the following links:

The calculations include the following 5 operational status in case of each units.

- 1 [Nominal permeate flow at 10°C, 600ppm salt content](#)
- 2 [Nominal permeate flow at 10°C, 1000ppm salt content](#)
- 3 [Nominal permeate flow at 15°C, 600ppm salt content](#)
- 4 [Nominal permeate flow at 15°C, 1000ppm salt content](#)
- 5 [Nominal permeate flow at 25°C, 600ppm salt content](#)



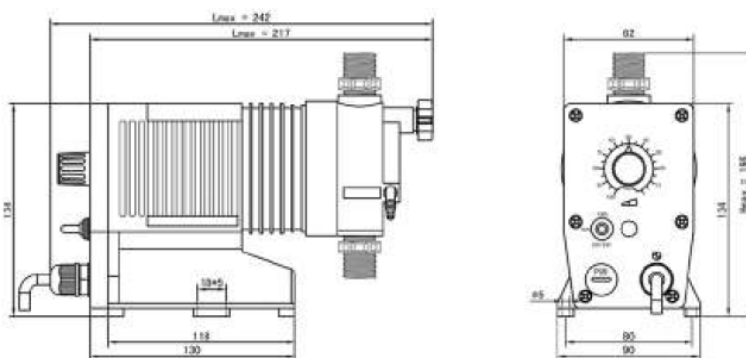
591

Part no.	Product
DS-080/1202	80 liter cylindrical, transparent PE chemical tank DP-OEM-1202 with membrane dosing pump, foot and injector valve, complete with 6x4mm suction and discharge line. You will find detailed information about the dosing pump on the next page.
DS-120/1202	120 liter cylindrical, transparent PE chemical tank DP-OEM-1202 with membrane dosing pump, foot and injector valve, complete with 6x4mm suction and discharge line. You will find detailed information about the dosing pump on the next page.
DS-200/1202	200 liter cylindrical, transparent PE chemical tank DP-OEM-1202 with membrane dosing pump, foot and injector valve, complete with 6x4mm suction and discharge line. You will find detailed information about the dosing pump on the next page.



Membrane dosing pump can be connected with pulse input control, ie a water meter with a contact transmitter.

- Dosing head material: PP
- Dispenser, foot valve: PP
- Membrane material: PTFE
- Valve ball: Ceramic
- Valve seat: FPM
- Seals: FPM
- Spring: Hastelloy
- Stroke length adjustment: 0-100%
- Stroke frequency: 25%, 50%, 100%
- Power supply: 110–240 VAC, 50 – 60 Hz
- Accessories: foot valve, injector valve, with suction and dosing hose (6x4mm)



591

Part no.	Modell	Max. Dosing quantity l / h	Max. pressure Bar	Perf. W	Speed strokes / minute	Connection
DP-OEM-1202	1202	1,2	12	16	180	3/8" x 1/4"
DP-OEM-0806	0806	6	8	16	180	3/8" x 1/4"

If you need a pump of a different type from the DP-OEM-1202 pump in stock from the table above, please contact our dealer. Based on an individual annual agreement, it is possible to keep stock of the type you require.

2022/Grundfos DDE membrane dosing pumps

Digital membrane dosing pump with variable-speed drive (stepper motor), dosing flow can be adjusted by means of an adjustment knob from 0.1-100%, universal chemical resistance due to full-PTFE membrane, click-stop mounting plate allows installation in three different positions.

Setting range: 1:1000 (e.g. 0,006 l/h bis 6,0 l/h)
 Accuracy of repeatability: ± 5 %
 Medium temperature: -10 to +45 °C
 Supply voltage: 1 x 110 – 240 VAC, 50 – 60 Hz, IP65
 1,5 m cable with EU (Schuko) plug
 Max. suction lift (operating): 6 m

Price includes complete installation kit composed by foot filter and injection valve (G1/2"), 2m PVC suction tube, 6m PE delivery tube, 2m PVC deaeration tube (4/6mm).



Control variant	PR	P	B
General			
Digital dosing: Internal stroke speed and frequency control	•	•	•
Mounting plate (basic / wall mounting)	•	•	•
Supply voltage: 100—240 V, 50—60 Hz	•	•	•
Enclosure class IP 65, Nema 4x	•	•	•
Control panel			
Control panel position: front—fitted	•	•	•
Capacity adjustment knob (0.1—100%)	•	•	•
100% key (deaeration)	•	•	
Operation mode switch (manual / pulse)	•	•	
Operation modes			
Manual speed control	•	•	•
Pulse control (1:n)	•	•	
Functions			
Relay setting: alarm, warning, stroke signal, pump dosing*	•		
Inputs / outputs			
Input for external stop	•	•	
Input for pulse control (for external water meter)	•	•	
Input for low-level signal	•	•	
Input for empty tank signal	•	•	
Output relay (2 relays)	•		

*DDE-PR: relay 1—alarm; relay 2—low-level signal, stroke signal, pulse input

Other types of dosing pumps are also available!
 For more information please check the Grundfos Product Center on the following link
<http://www.product-selection.grundfos.com>.



Part number	Grundfos code	Products	Min. Q (lit/h)	Max. Q (lit/h)	Max. pressure	Material head/sealing
DDE-B	97720924	Dosing pump	0,006	6	10 bar	PVC/EPDM
DDE-P	97720958	Dosing pump	0,006	6	10 bar	PVC/EPDM
DDE-PR-6-10	98147269	Dosing pump	0,006	6	10 bar	PVC/EPDM
DDE-PR-15-4	98147303	Dosing pump	0,015	15	4 bar	PVC/EPDM
DDE-EI	96609016	External impulse inlet for DDE-P, DDE-PR				
DDE-EE	96609019	External error impulse inlet for DDE-P, DDE-PR				
DDE-FV	98070966	Foot valve with 2 level switch for DDE-P, DDE-PR				

2022/Grundfos DDC membrane dosing pumps

The SMART Digital DDC is a compact positive displacement, diaphragm dosing pump with variable-speed drive (stepper motor) and intelligent control electronics with minimum energy consumption. The SMART Digital Dosing series operates at full stroke length to ensure optimum accuracy, priming and suction, even for high-viscosity or degassing liquids. The duration of each discharge stroke varies according to the capacity set, resulting in optimum smooth and continuous discharge flow. The click-stop mounting plate allows installation in three different positions without using any additional accessories.

Setting range:	1:1000
Accuracy of repeatability:	± 1 %
Medium temperature:	-10 to +45 °C
Supply voltage:	1 x 110 – 240 VAC, 50 Hz, IP65
	1,5 m cable with EU (Schuko) plug
Max. suction lift (operating):	6 m

Price includes complete installation kit composed by:

- 2 pumps connections (Hose 4/6 mm)
- Foot Valve (without level switch)
- Injection unit
- 6m PE discharge hose
- 2m PVC suction hose
- 2m PVC deaeration hose (4/6 mm)



Control variant	AR	A
General		
Digital dosing: Internal stroke speed and frequency control	•	•
Mounting plate (basic / wall mounting)	•	•
Control panel		
Control cube mountable in three positions: front, left, right	•	•
Transparent protective cover for control elements	•	•
Capacity setting in millilitres, litres or US-gallons	•	•
Graphical display with background light in four colours for status indication: white, green, yellow, red	•	•
Plain-text menu in different languages	•	•
Turn-and-push knob (click wheel) for easy navigation	•	•
Capacity adjustment knob (0.1—100%)	•	•
Start/Stop key	•	•
100% key (deaeration)	•	•
Operation modes		
Manual speed control	•	•
Pulse control in ml/pulse	•	•
Analog control 0/4-20 mA	•	
Functions		
Slow mode (anti-cavitation)	•	•
Calibration mode	•	•
Service information display	•	•
Relay setting: alarm, warning, stroke signal, pump dosing	•	
Inputs / outputs		
Input for external stop	•	•
Input for pulse control (for external water meter)	•	•
Input for analog 0/4-20 mA control	•	
Input for low-level signal	•	•
Input for empty tank signal	•	•
Output relay (2 relays)	•	

						521
Part number	Grundfos code	Product	Min. Q (lit/h)	Max. Q (lit/h)	Max. pressure	Material head/sealing
DDC-AR-6-10(*)	97721367	Dosing pump	0,006	6	10 bar	PVC/EPDM
DDC-AR-9-7(*)	97721436	Dosing pump	0,009	9	7 bar	PVC/EPDM
DDC-AR-15-4(*)	97721504	Dosing pump	0,015	15	4 bar	PVC/EPDM
DDC-A-6-10(*)	97721333	Dosing pump	0,006	6	10 bar	PVC/EPDM
DDC-A-9-7(*)	97721402	Dosing pump	0,009	9	7 bar	PVC/EPDM
DDC-A-15-4(*)	97721470	Dosing pump	0,015	15	4 bar	PVC/EPDM

Products with (*) sign are not kept on stock, delivery time is approx. 4-6 week!

2022/Chemical tanks, Stirrers, Drip pans



PE-080
PE-200

		531
Part no.	Product	Size
PE-080	PE chemical tank cylindrical version, transparent	80 liter
PE-120	PE chemical tank cylindrical version, transparent	120 liter
PE-200	PE chemical tank cylindrical version, transparent	200 liter



Grundfos
PE chemical tank

		523
Part no.	Product	Size
96688081(*)	PE chemical tank, transparent, with scale	40 liter
98148805(*)	PE chemical tank, transparent, with scale	60 liter
98150038(**)	Strengthened PE chemical tank, transparent, with scale	60 liter
98149057(*)	PE chemical tank, transparent, with scale	100 liter
98150051(**)	Strengthened PE chemical tank, transparent, with scale	100 liter
98149215(**)	PE chemical tank, transparent, with scale	200 liter
98150053(**)	Strengthened PE chemical tank, transparent, with scale	200 liter
98149245(**)	PE chemical tank, transparent, with scale	300 liter
98150055(**)	Strengthened PE chemical tank, transparent, with scale	300 liter
98149266(**)	PE chemical tank, transparent, with scale	500 liter
98150057(**)	Strengthened PE chemical tank, transparent, with scale	500 liter
96688086(**)	PE chemical tank, transparent, with scale	1000 liter
98173675(**)	Strengthened PE chemical tank, transparent, with scale	1000 liter

Strengthened means that the chemical tank is strengthened to ensure that the Stirrer can be installed on it.

		523
Part no.	Product	Phase
98165318(***)	Stirrer for 60 liter tank	Three-phase current, 0.09 kW
98164575(**)	Stirrer for 60 liter tank	Single-phase, 0.09 kW
98165382(**)	Stirrer for 100 liter tank	Three-phase current, 0.09 kW
98164609(**)	Stirrer for 100 liter tank	Single-phase, 0.09 kW
98165391(***)	Stirrer for 200 liter tank	Three-phase current, 0.25 kW
98165433(***)	Stirrer for 300 liter tank	Three-phase current, 0.25 kW
98165437(**)	Stirrer for 500 liter tank	Three-phase current, 0.25 kW
98165451(**)	Stirrer for 1000 liter tank	Three-phase current, 0.25 kW



Stirrer

		523
Part no.	Product	Nominal capacity
96726831(**)	PE Drip pan	60 liter
96726832(**)	PE Drip pan	100 liter
98150059(**)	PE Drip pan	200 liter
96726834(**)	PE Drip pan	300 liter
95701272(**)	PE Drip pan	500 liter
96726836(**)	PE Drip pan	1000 liter



PE drip pan

Products with (*) sign are not kept on stock, delivery time is approx. 2 week.
 Products with (**) sign are not kept on stock, delivery time is approx. 4-6 week.
 Products with (***) sign are not kept on stock, deliver time is approx. 12 weeks.

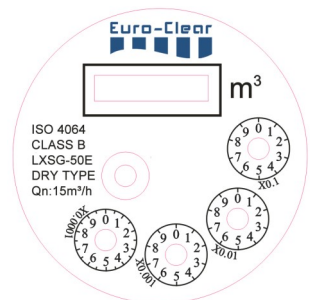
551



Part no.	Product	Connection	Flow rate
INJ-34	Dosing injector, PVDF	3/4"	1-2 m ³ /h
INJ-10	Dosing injector, PVDF	1"	5 m ³ /h
INJ-20	Dosing injector, PVDF	2"	35-40 m ³ /h

561

Part number	Products	Nominal Flow rate	Max. Flow rate	Conn.	Length mm	Contact sign
BSWM-034	BlueSoft Water meter with contact sign	2.5 m ³ /h	5 m ³ /h	3/4"	228 mm	1 liter/ impulse
BSWM-010	BlueSoft Water meter with contact sign	3.5 m ³ /h	7 m ³ /h	1"	380 mm	1 liter/ impulse
BSWM-020	BlueSoft Water meter with contact sign	15 m ³ /h	30 m ³ /h	2"	560 mm	10 liter/ impulse
WM-080	Water meter with contact sign	40 m ³ /h	80 m ³ /h	DN80	225 mm	100 liter/ impulse
WM-100	Water meter with contact sign	60 m ³ /h	120 m ³ /h	DN100	250 mm	100 liter/ impulse
WM-125	Water meter with contact sign	100 m ³ /h	200 m ³ /h	DN125	250 mm	100 liter/ impulse
WM-150	Water meter with contact sign	150 m ³ /h	300 m ³ /h	DN150	300 mm	1000 liter/ impulse



BlueSoft water meter dial



BSWM-034



WM-100



Our SM static mixer is developed to mix components with similar or different state, especially like liquid with liquid, liquid with suspension, with solid grain or with solid dust as well as gas with gas or different types of gas.


The special elements of the mixer divide and combine the material flow into four parts and then into four again while mixing it making each component quadruplicate the number of the earlier divisions resulting e.g. 16 million divisions and their variations of 12 components. The divisions are optimised by 4 spindle-like eddy-currents generated by the mixing element, which give a "tunnel-free" perfect space filling mixing procedure.

Two different mixing mechanisms work at the same time. The quality of the components - density, viscosity, temperature etc. - to be mixed determine the dominant mixing mechanism.

The static mixer is an outstanding and unique device as it mixes the generated part-eddy-currents in direct liquid-flow collision.

It meets all requirements and even more. Its multi-applicability - see references, applications -is supported by extras like:

- spacious, clear flow cross-section
- massive, rigid, shatter-proof mixing elements
- flexible shape, form and size of mixing elements
- outstanding structure and flow-qualities



Working principle

Part number	Size	Flow (m ³ /h)	Minimum working pressure	Material
SM-50(*)	DN50	5-20	3 bar	PVC
SM-80(*)	DN80	20-40	3 bar	PVC
SM-100(*)	DN100	40-90	3 bar	PVC
SM-150(*)	DN150	90-140	3 bar	PVC
SM-200(*)	DN200	140-180	3 bar	Stainless steel
SM-250(*)	DN250	180-360	3 bar	Stainless steel
SM-300(*)	DN300	360-480	3 bar	Stainless steel
SM-400(*)	DN400	480 and above	3 bar	Stainless steel

Products with (*) sign are not kept on stock, delivery time is approx. 2 week.
Prices are based on the water quality and other conditions, for pricing, please contact your sales agent!

Technical Description

BlueSoft-MW (referred as “BS”) industrial gas removal is a high efficient counter-flow gas washing equipment. Major task of BS gas removal equipment is decreasing methane content of raw water, in major cases deep-drilled wells. BS-MW series decreases $0,8\text{l/m}^3$ - 10l/m^3 methane content below $0,8\text{l/m}^3$. BS-MWH series decreases $0,8\text{l/m}^3$ - 50l/m^3 methane content below $0,8\text{l/m}^3$.

Material of gas removal equipment can be PEHD or PP depending on application. PEHD material based equipment is major for outdoor applications and PP is major for indoor applications. In case of outdoor applications there is also lagging layer of puffer tank. All materials contacting with media meet drinking water norms. BS is equipped with Ex explosion safe engine and axial ventilator. Capacity of ventilator is set in a way that assuming 10l/m^3 incoming methane containing water, methane content of the air coming out from gas removal equipment must not exceed $0,1\text{l/m}^3$.

There is Pandan (“PD”) water vaporizer media in the gas removal equipment that consists of numerous PE-PP surface increaser balls. These spread out water with high efficiency. We deploy to the top part a cell layout plastic called “Detrap” as water drop detacher. This hinders leaving of water drops by high speed airflow generated by ventilator.

We put 3 pieces of level switch into puffer tank of the gas removal equipment that control startup and stop of well pumps, and minimum water stop signal, that is protection against dry running of pump.

Position of water extraction end of puffer tank is the following: in case of feed pump application it is positioned to the bottom part of the tank and in case of gravity tank filling application it is positioned to the top part of the tank. All BS-MW gas removal equipments are equipped with overflow, repairing and media filling holes.

Working principle:

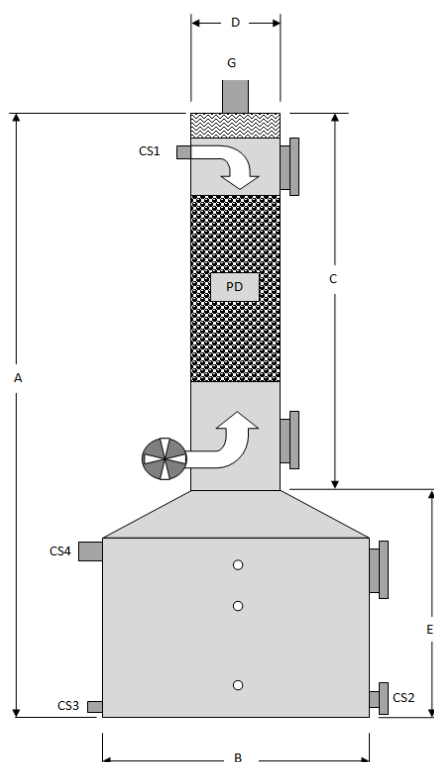
Raw water enters BS-MW gas removal equipment through raw water end that is positioned at the top part of vaporizer tower. Size of ends and way of connection depends of type of BS gas removal equipments.

Later water flows through central pipe to the PD media. Bed depth of the media is constantly 2m but total quantity depends on the capacity of BS-MW gas removal equipment (as a function of the diameter of the vaporizer tower). Methane gas leaving vaporized water is driven out to the air by ventilator through a pipe. Water decontaminated from methane gas flows to the puffer tank that functions also as ballast of BS-MW equipment and puffer water for feed pump located after the gas removal equipment.

2022/Industrial methane gas removers

Industrial methane gas remover for outdoor use - made from PE material
 Reduces methane gas content under $0,8l/m^3$ from $0,8l/m^3$ to $10l/m^3$

Part number	Products	Weight (Kg) Empty - operating	Power	Flow m^3/h	Perf. m/h
BS-PE-MW 1000(*)	Industrial Methane gas remover	120 - 910	400 VAC 0,25W	1 - 5	35
BS-PE-MW 1200(*)	Industrial Methane gas remover	140 - 1270	400 VAC 0,55W	6 - 10	35
BS-PE-MW 1500(*)	Industrial Methane gas remover	240 - 2360	400 VAC 0,75W	11 - 20	35
BS-PE-MW 2000(*)	Industrial Methane gas remover	450 - 4220	400 VAC 0,75W	21 - 40	35
BS-PE-MW 2500(*)	Industrial Methane gas remover	820 - 6710	400 VAC 2,2W	40 - 60	35
BS-PE-MW 3000(*)	Industrial Methane gas remover	1230 - 9700	400 VAC 2,2W	61 - 100	35



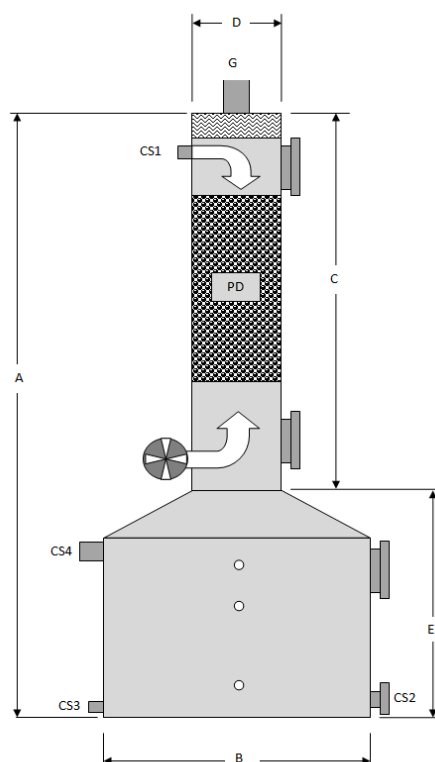
	BS-MW-1000	BS-MW-1200	BS-MW-1500	BS-MW-2000	BS-MW-2500	BS-MW-3000
A - mm	4800	4800	5000	5000	5000	5000
B - mm	1000	1200	1500	2000	2500	3000
C - mm	3500	3500	3500	3500	3500	3500
D - mm	450	600	900	1250	1500	2000
E - mm	1300	1300	1500	1500	1500	1500
CS1 - DN	40	50	65	80	100	125
CS1 - type	thread	thread	thread	flange	flange	flange
CS2 - DN	50 - 65	65 - 80	80 - 100	100 - 110	110 - 125	150 - 200
CS2 - type	thread	flange	flange	flange	flange	flange
CS3 - DN	50	50	50	65	65	80
CS3 - type	thread	thread	thread	thread	thread	flange
CS4 - DN	80	100	125	125	150	200
CS4 - type	pipe	pipe	pipe	pipe	pipe	pipe
G - DN	80	100	125	150	200	200
PD height	2000	2000	2000	2000	2000	2000
PD - liter	300	500	1200	2400	3500	6200
PD - pcs	2400	4000	9600	19200	28000	49600

Products with (*) sign are not kept on stock, delivery time is approx. 6-8 week.

2022/Industrial methane gas removers

Industrial methane gas remover for outdoor use - made from PE material
 Reduces methane gas content under $0,8l/m^3$ from $10l/m^3$ to $50l/m^3$

Part number	Products	Weight (Kg) Empty - operating	Power	Flow m^3/h	Perf. m/h
BS-PE-MWH 1200	Industrial Methane gas remover	140 - 1270	400 VAC 0,55W	1 - 5	20
BS-PE-MWH 1500	Industrial Methane gas remover	240 - 2360	400 VAC 0,75W	6 - 10	20
BS-PE-MWH 2000	Industrial Methane gas remover	450 - 4220	400 VAC 0,75W	11 - 20	20
BS-PE-MWH 2500	Industrial Methane gas remover	820 - 6710	400 VAC 2,2W	21 - 30	20
BS-PE-MWH 3000	Industrial Methane gas remover	1230 - 9700	400 VAC 2,2W	41 - 50	20



	BS-MWH-1200	BS-MWH-1500	BS-MWH-2000	BS-MWH-2500	BS-MWH-3000
A - mm	5000	5000	5000	5000	5000
B - mm	1200	1500	2000	2500	3000
C - mm	3500	3500	3500	3500	3500
D - mm	600	900	1250	1500	2000
E - mm	1500	1500	1500	1500	1500
CS1 - DN	40	50	65	80	100
CS1 - type	thread	thread	flange	flange	flange
CS2 - DN	50 - 65	65 - 80	80 - 100	100 - 110	110 - 125
CS2 - type	flange	flange	flange	flange	flange
CS3 - DN	50	50	65	65	80
CS3 - type	thread	thread	thread	thread	flange
CS4 - DN	100	125	150	200	200
CS4 - type	pipe	pipe	pipe	pipe	pipe
G - DN	100	125	150	200	200
PD height	2000	2000	2000	2000	2000
PD - liter	500	1200	2400	3500	6200
PD - pcs	4000	9600	19200	28000	49600

Products with (*) sign are not kept on stock, delivery time is approx. 6-8 week.



Water Softener Equipments



Water Softener Equipments



Warehouse opening hours Release of goods:

Monday—Friday: 8:00—17:00

Product specifications are for informational purposes only!
Euro-Clear Ltd owns the right of the technical changes!
Items may be different than shown on the pictures!



Euro-Clear Ltd.

-  9071, Gönyű, Béke street 2.
-  +36 96 544 240
-  contact@euro-clear.eu
-  www.euro-clear.eu